

X5 Series



BMW X5, M50d, Typ E70, 381 PS / 280 kW

Application								
BMW X5 M50D Typ E70								5x120
20 Zoll / 20 Inch								
Design	Achse <i>Axle</i>	Größe <i>Size</i>	ET <i>Offset</i>	Reifengröße <i>Tyre size</i>	Distanzscheibenstärke <i>Spacer thickness</i>	Distanzscheiben [siehe unten] <i>Spacer [see below]</i>	Radschrauben <i>Bolts</i>	Auflagen <i>Remarks</i>
Spirit R	VA	10x20	30	275/40R20	none		M14x1,25x30	Rv, R7f, 47, 48
	HA	10x20	30	275/40R20	none		M14x1,25x30	Rv, R7f, 47, 48
	VA	10x20	30	295/40R20	none		M14x1,25x30	Rv, 47, 48
	HA	10x20	30	295/40R20	none		M14x1,25x30	Rv, 47, 48
Race LS 2	VA	10x20	38	275/40R20	none		M14x1,25x30	Rv, R7f, 47, 48
	HA	10x20	38	275/40R20	none		M14x1,25x30	Rv, R7f, 47, 48
	VA	10x20	38	295/40R20	none		M14x1,25x30	Rv, 47, 48
	HA	10x20	38	295/40R20	none		M14x1,25x30	Rv, 47, 48
21 Zoll / 21 Inch								
Design	Achse <i>Axle</i>	Größe <i>Size</i>	ET <i>Offset</i>	Reifengröße <i>Tyre size</i>	Distanzscheibenstärke <i>Spacer thickness</i>	Distanzscheiben [siehe unten] <i>Spacer [see below]</i>	Radschrauben <i>Bolts</i>	Auflagen <i>Remarks</i>
Race GTR	VA	10,0x21	35	285/35R21	10mm	10	M14x1,25x40	RV, K4a, R7f, 47, 48
	HA	10,0x21	35	285/35R21	10, 15mm	10, 15	M14x1,25x40,-45	K4b, RV, R7f, 47, 48
	VA	10,0x21	35	295/35R21	10mm	10	M14x1,25x40	RV, K4a, 47, 48
	HA	10,0x21	35	295/35R21	10, (15mm)	10, (15)	M14x1,25x40,-(45)	(K4b), RV, 47, 48
Race LS	VA	10,0x21	38	285/35R21	none		M14x1,25x30	RV, R7f, 47, 48
	HA	10,0x21	38	285/35R21	0, 5, 10, 15mm	0, 5°, 10a, 15a	M14x1,25x30,-35,-40,-45	RV, R7f, 47, 48
	VA	10,0x21	38	295/35R21	none		M14x1,25x30	K4a, RV, 47, 48
	HA	10,0x21	38	295/35R21	0, 5, 10, (15mm)	0, 5°, 10a, (15a)	M14x1,25x30,-35,-40,-(45)	(K4b), RV, 47, 48
	VA	10,0x21	38	285/35R21	none		M14x1,25x30	RV, R7f, 47, 48
	HA	11,5x21	30	325/30R21	0, 5, 10mm	0, 5°, 10a	M14x1,25x30,-35,-40	K4b, RV, R7f, 47, 48
Spirit R	VA	10,0x21	38	285/35R21	none		M14x1,25x30	RV, R7f, 47, 48
	HA	10,0x21	38	285/35R21	0, 5, 10, 15mm	0, 5°, 10a, 15a	M14x1,25x30,-35,-40,-45	RV, R7f, 47, 48
	VA	10,0x21	38	295/35R21	none		M14x1,25x30	K4a, RV, 47, 48
	HA	10,0x21	38	295/35R21	0, 5, 10, (15mm)	0, 5°, 10a, (15a)	M14x1,25x30,-35,-40,-(45)	(K4b), RV, 47, 48
	VA	10,0x21	38	285/35R21	none		M14x1,25x30	RV, R7f, 47, 48
	HA	11,5x21	35	325/30R21	0, (5, 10mm)	0, (5°), (10a)	M14x1,25x30,-(35),(-40)	(K4b), RV, 47, 48




22 Zoll / 22 Inch

Design	Achse Axle	Größe Size	ET Offset	Reifengröße Tyre size	Distanzscheibenstärke Spacer thickness	Distanzscheiben [siehe unten] Spacer [see below]	Radschrauben Bolts	Auflagen Remarks
Fascinate	VA	10,0x22	30	285/30R22	0, 5, 10mm	0, 5°, 10a	M14x1,25x30,-35,-40	K4a, RV, R7f, 47, 48
	HA	11,5x22	30	335/25R22	0, 5, 10mm	0, 5°, 10a	M14x1,25x30,-35,-40	RV, K4b, 47, 48
	VA	10,0x22	30	295/30R22	0, 5, 10mm	0, 5°, 10a	M14x1,25x30,-35,-40	RV, K4a, R7f, 47, 48
	HA	11,5x22	30	335/25R22	0, 5, 10mm	0, 5°, 10a	M14x1,25x30,-35,-40	RV, K4b, 47, 48
	VA	9,0x22	35	265/35R22	0, 5, 10, 15 (20mm)	0, 5°, 10a, 15a, (20a)	M14x1,25x30,-35,-40,-45,-50	(K4a), RV, R7f, 47, 48
	HA	11,5x22	30	315/30R22	0, 5, 10mm	0, 5°, 10a	M14x1,25x30,-35,-40	K4b, RV, 47, 48
Spirit II	VA	9,0x22	30	265/35R22	0, 5, 10, (15mm)	0, 5°, 10a, (15a)	M14x1,25x30,-35,-40,-45	(K4a), RV, R7f, 47, 48
	HA	10,0x22	30	295/30R22	0, 5, 10, 15, (20mm)	0, 5°, 10a, 15a, (20a)	M14x1,25x30,-35,-40,-45,-50	(K4b), RV, R7f, 47, 48
	VA	10,0x22	30	285/30R22	0, 5, 10mm	0, 5°, 10a	M14x1,25x30,-35,-40	K4a, RV, R7f, 47, 48
	HA	10,0x22	30	285/30R22	0, 5, 10, 15, (20mm)	0, 5°, 10a, 15a, (20a)	M14x1,25x30,-35,-40,-45,-50	(K4b), RV, R7f, 47, 48
	VA	10,0x22	30	295/30R22	0, 5, 10mm	0, 5°, 10a	M14x1,25x30,-35,-40	K4a, RV, R7f, 47, 48
	HA	10,0x22	30	295/30R22	0, 5, 10, 15, (20mm)	0, 5°, 10a, 15a, (20a)	M14x1,25x30,-35,-40,-45,-50	(K4b), RV, R7f, 47, 48
	VA	10,0x22	30	285/30R22	0, 5, 10mm	0, 5°, 10a	M14x1,25x30,-35,-40	K4a, RV, R7f, 47, 48
	HA	11,5x22	30	335/25R22	0, 5, 10mm	0, 5°, 10a	M14x1,25x30,-35,-40	RV, K4b, 47, 48
	VA	10,0x22	30	295/30R22	0, 5, 10mm	0, 5°, 10a	M14x1,25x30,-35,-40	RV, K4a, R7f, 47, 48
	HA	11,5x22	30	335/25R22	0, 5, 10mm	0, 5°, 10a	M14x1,25x30,-35,-40	RV, K4b, 47, 48
	VA	9,0x22	30	265/35R22	0, 5, 10, (15mm)	0, 5°, 10a, (15a)	M14x1,25x30,-35,-40,-45	(K4a), RV, R7f, 47, 48
	HA	11,5x22	30	315/30R22	0, 5, 10mm	0, 5°, 10a	M14x1,25x30,-35,-40	K4b, RV, 47, 48
Race LS	VA	9,0x22	35	265/35R22	0, 5, 10, 15 (20mm)	0, 5°, 10a, 15a, (20a)	M14x1,25x30,-35,-40,-45,-50	(K4a), RV, R7f, 47, 48
	HA	10,0x22	32	295/30R22	0, 5, 10, 15, (20mm)	0, 5°, 10a, 15a, (20a)	M14x1,25x30,-35,-40,-45,-50	(K4b), RV, R7f, 47, 48
	VA	10,0x22	32	285/30R22	0, 5, 10mm	0, 5°, 10a	M14x1,25x30,-35,-40	K4a, RV, R7f, 47, 48
	HA	10,0x22	32	285/30R22	0, 5, 10, 15, (20mm)	0, 5°, 10a, 15a, (20a)	M14x1,25x30,-35,-40,-45,-50	(K4b), RV, R7f, 47, 48
	VA	10,0x22	32	295/30R22	0, 5, 10mm	0, 5°, 10a	M14x1,25x30,-35,-40	K4a, RV, R7f, 47, 48
	HA	10,0x22	32	295/30R22	0, 5, 10, 15, (20mm)	0, 5°, 10a, 15a, (20a)	M14x1,25x30,-35,-40,-45,-50	(K4b), RV, R7f, 47, 48
	VA	10,0x22	32	285/30R22	0, 5, 10mm	0, 5°, 10a	M14x1,25x30,-35,-40	K4a, RV, R7f, 47, 48
	HA	11,5x22	30	335/25R22	0, 5, 10mm	0, 5°, 10a	M14x1,25x30,-35,-40	RV, K4b, 47, 48
	VA	10,0x22	32	295/30R22	0, 5, 10mm	0, 5°, 10a	M14x1,25x30,-35,-40	RV, K4a, R7f, 47, 48
	HA	11,5x22	30	335/25R22	0, 5, 10mm	0, 5°, 10a	M14x1,25x30,-35,-40	RV, K4b, 47, 48
	VA	9,0x22	35	265/35R22	0, 5, 10, 15 (20mm)	0, 5°, 10a, 15a, (20a)	M14x1,25x30,-35,-40,-45,-50	(K4a), RV, R7f, 47, 48
	HA	11,5x22	30	315/30R22	0, 5, 10mm	0, 5°, 10a	M14x1,25x30,-35,-40	K4b, RV, 47, 48

Topas	VA	9,0x22	30	265/35R22	0, 5, 10, (15mm)	0, 5°, 10a, (15a)	M14x1,25x30,-35,-40,(-45)	(K4a), RV, 47, 48
	HA	10,0x22	30	295/30R22	0, 5, 10, 15 (20mm)	0, 5°, 10a, 15a, (20a)	M14x1,25x30,-35,-40,-45,(-50)	(K4b), RV, 47, 48
	VA	10,0x22	30	285/30R22	0, 5, 10mm	0, 5°, 10a	M14x1,25x30,-35,-40	K4a, RV, 47, 48
	HA	10,0x22	30	285/30R22	0, 5, 10, 15 (20mm)	0, 5°, 10a, 15a, (20a)	M14x1,25x30,-35,-40,-45,(-50)	(K4b), RV, 47, 48
	VA	10,0x22	30	295/30R22	0, 5, 10mm	0, 5°, 10a	M14x1,25x30,-35,-40	K4a, RV, 47, 48
	HA	10,0x22	30	295/30R22	0, 5, 10, 15 (20mm)	0, 5°, 10a, 15a, (20a)	M14x1,25x30,-35,-40,-45,(-50)	(K4b), RV, 47, 48
Race LS 2	VA	9,0x22	30	265/35R22	0, 5, 10, (15mm)	0, 5°, 10a, (15a)	M14x1,25x30,-35,-40,(-45)	(K4a), RV, 47, 48
	HA	10,0x22	35	295/30R22	0, 5, 10, 15 (20mm)	0, 5°, 10a, 15a, (20a)	M14x1,25x30,-35,-40,-45,(-50)	(K4b), RV, 47, 48
	VA	10,0x22	35	285/30R22	0, 5, 10mm	0, 5°, 10a	M14x1,25x30,-35,-40	K4a, RV, 47, 48
	HA	10,0x22	35	285/30R22	0, 5, 10, 15 (20mm)	0, 5°, 10a, 15a, (20a)	M14x1,25x30,-35,-40,-45,(-50)	(K4b), RV, 47, 48
	VA	10,0x22	35	295/30R22	0, 5, 10mm	0, 5°, 10a	M14x1,25x30,-35,-40	K4a, RV, 47, 48
	HA	10,0x22	35	295/30R22	0, 5, 10, 15 (20mm)	0, 5°, 10a, 15a, (20a)	M14x1,25x30,-35,-40,-45,(-50)	(K4b), RV, 47, 48

23 Zoll / 23 Inch

Design	Achse <i>Axle</i>	Größe <i>Size</i>	ET <i>Offset</i>	Reifengröße <i>Tyre size</i>	Distanzscheibenstärke <i>Spacer thickness</i>	Distanzscheiben [siehe unten] <i>Spacer [see below]</i>	Radschrauben <i>Bolts</i>	Auflagen <i>Remarks</i>
Spirit II	VA	11,0x23	40	315/25R23	5mm	5°	M14x1,25x35	K4a, RV, 47, 48
	HA	11,0x23	40	315/25R23	5, (10, 15mm)	5°, (10a, 15a)	M14x1,25x35,(-40),(-45)	(K4b), RV, 47, 48

Legende / legend	
RV	Nur für Fahrzeuge mit serienmäßigen " großen " Radlaufverbreiterungen <i>Only with wheel arch extensions</i>
K4a	An Achse 1 ist eine ausreichende Radabdeckung und Freigang herzustellen. Siehe TÜV Teilegutachten. <i>On axis 1 a sufficient fender clearance needs to be ensured. See TÜV certificate.</i>
K4b	An Achse 2 ist eine ausreichende Radabdeckung und Freigang herzustellen. Siehe TÜV Teilegutachten. <i>On axis 2 a sufficient fender clearance needs to be ensured. See TÜV certificate.</i>
R1	Reifenfreigabe erforderlich <i>Tyre approval required.</i>
R7f	Achslasten sind zu beachten. <i>Axle loads must be checked.</i>
xD	Diese Reifenkombination ist nicht zulässig für x-drive Modelle <i>This tire combination is not approved for x-drive models</i>
47	Genauere Auflagen sind den jeweiligen TÜV Teilegutachten zu entnehmen. <i>Detailed requirements are given in the relevant TÜV certificate.</i>
48	Bei der Verwendung dieser Rad/Reifenkombination ist beim Fall einer Reifenpanne ein Ersatzrad oder Reifenpannen-Set mitzuführen. <i>User instruction: When using this wheel/tire combination it is necessary to provide a spare wheel or a set for tire breakdown for emergency.</i>
x10	Keine 10mm Distanzscheibe möglich, da zu hohe Radnabe. <i>No 10mm spacer possible, because of wheel hub.</i>
Artikelnummer Distanzscheibe / spacer part number	
0	None
0a	None +2ZR
5 ¹	751207250501
5 ⁴	751207410504
10	751207411006
15	751207411506
20	751207412006
25	751207412506
5 ¹ a	751207250501 +2ZR
5 ⁴ a	751207410504 +2ZR
10a	751207411006 +2ZR
15a	751207411506 +2ZR
20a	751207412006 +2ZR
25a	751207412506 +2ZR
10b	751207411006 +4ZR
15b	751207411506 +4ZR
20b	751207412006 +4ZR
25b	751207412506 +4ZR
Farblegende / color legend	
	problemlos <i>unproblematically</i>
	laut STVZO problemlos, EU grenzwertig <i>by STVZO unproblematically, EU is uncertain</i>
	evtl mit Karosseriearbeit verbunden <i>related with possible bodywork</i>