

X6 Series



BMW X6, xDrive M50d, Typ F16, 381 PS / 280 kW

Application								
BMW X6 Typ F16								5x120
20 Zoll / 20 Inch								
Design	Achse <i>Axle</i>	Größe <i>Size</i>	ET <i>Offset</i>	Reifengröße <i>Tyre size</i>	Distanzscheibenstärke <i>Spacer thickness</i>	Distanzscheiben [siehe unten] <i>Spacer [see below]</i>	Radschrauben <i>Bolts</i>	Auflagen <i>Remarks</i>
Race GTS	VA	8,5x20	35	255/45/20	15, 20mm	15, 20	M14x1,25x45, -50	10, 47, 48, x10
	HA	8,5x20	35	255/45/20	15, 20, 25mm	15, 20, 25	M14x1,25x45, -50, -55	10, 47, 48, x10
	VA	8,5x20	35	245/45/20	15, 20mm	15, 20	M14x1,25x45, -50	10, 47, 48, x10
	HA	10,0x20	35	275/40/20	15mm	15	M14x1,25x45	10, 47, 48, x10
	VA	10,0x20	35	275/40R20	15mm	15	M14x1,25x45	K4a, 10, 47, 48, x10
	HA	10,0x20	35	275/40R20	15mm	15	M14x1,25x45	10, 47, 48, x10
Spirit R	VA	8,5x20	35	245/45/20	15, 20mm	15, 20	M14x1,25x45, -50	10, 47, 48, x10
	HA	10,0x20	30	275/40/20	0, 5, 15mm	0, 5°, 15a	M14x1,25x30, -35, -45	10, 47, 48, x10
	VA	8,5x20	35	255/45/20	15, 20mm	15, 20	M14x1,25x45, -50	10, 47, 48, x10
	HA	10,0x20	30	295/40/20	0, 5, 15mm	0, 5°, 15a	M14x1,25x30, -35, -45	10, 47, 48, x10
	VA	9,5x20	46	255/45/20	15, 20, 25mm	15, 20, 25	M14x1,25x45, -50, -55	10, 47, 48, x10
	HA	10,0x20	30	295/40/20	0, 5, 15mm	0, 5°, 15a	M14x1,25x30, -35, -45	10, 47, 48, x10
	VA	10,0x20	30	275/40R20	none		M14x1,25x30	10, 47, 48, x10
HA	10,0x20	30	275/40R20	0, 5, 15mm	0, 5°, 15a	M14x1,25x30, -35, -45	10, 47, 48, x10	
Race LS 2	VA	8,5x20	35	245/45/20	15, 20mm	15, 20	M14x1,25x45, -50	10, 47, 48, x10
	HA	10,0x20	38	275/40/20	0, 5, 15, 20mm	0, 5°, 15a, 20a	M14x1,25x30, -35, -45, -50	10, 47, 48, x10
	VA	8,5x20	35	255/45/20	15, 20mm	15, 20	M14x1,25x45, -50	10, 47, 48, x10
	HA	10,0x20	38	295/40/20	0, 5, 15, 20mm	0, 5°, 15a, 20a	M14x1,25x30, -35, -45, -50	10, 47, 48, x10
	VA	9,5x20	46	255/45/20	15, 20, 25mm	15, 20, 25	M14x1,25x45, -50, -55	10, 47, 48, x10
	HA	10,0x20	38	295/40/20	0, 5, 15, 20mm	0, 5°, 15a, 20a	M14x1,25x30, -35, -45, -50	10, 47, 48, x10
	VA	10,0x20	38	275/40R20	none		M14x1,25x30	10, 47, 48, x10
	HA	10,0x20	38	275/40R20	0, 5, 15, 20mm	0, 5°, 15a, 20a	M14x1,25x30, -35, -45, -50	10, 47, 48, x10




21 Zoll / 21 Inch

Design	Achse <i>Axle</i>	Größe <i>Size</i>	ET <i>Offset</i>	Reifengröße <i>Tyre size</i>	Distanzscheibenstärke <i>Spacer thickness</i>	Distanzscheiben [siehe unten] <i>Spacer [see below]</i>	Radschrauben <i>Bolts</i>	Auflagen <i>Remarks</i>
Race GTR	VA	9,0x21	35	255/40/21	15mm	15	M14x1,25x45	10, 47, 48, x10
	HA	10,0x21	35	295/35/21	15, 20mm	15, 20	M14x1,25x45, -50	10, 47, 48, x10
Race LS	VA	9,0x21	35	255/40/21	0, 5mm	0, 5 ⁴	M14x1,25x30, -35	10, 47, 48, x10
	HA	10,0x21	38	295/35/21	0, 5, 15, 20mm	0, 5 ⁴ , 15a, 20a	M14x1,25x30, -35, -45, 50	10, 47, 48, x10
	VA	10,0x21	38	285/35R21	none		M14x1,25x30	10, 47, 48, x10
	HA	10,0x21	38	285/35R21	0, 5, 15, 20mm	0, 5 ⁴ , 15a, 20a	M14x1,25x30, -35, -45, 50	10, 47, 48, x10
	VA	10,0x21	38	295/35R21	none		M14x1,25x30	10, 47, 48, x10
	HA	10,0x21	38	295/35R21	0, 5, 15, 20mm	0, 5 ⁴ , 15a, 20a	M14x1,25x30, -35, -45, 50	10, 47, 48, x10
	VA	10,0x21	38	285/35R21	none		M14x1,25x30	10, 47, 48, x10
	HA	11,5x21	30	325/30R21	none		M14x1,25x30	10, K4b, 47, 48, x10
Spirit R	VA	9,0x21	35	255/40/21	0, 5mm	0, 5 ⁴	M14x1,25x30, -35	10, 47, 48, x10
	HA	10,0x21	38	295/35/21	0, 5, 15, 20mm	0, 5 ⁴ , 15a, 20a	M14x1,25x30, -35, -45, 50	10, 47, 48, x10
	VA	10,0x21	38	285/35R21	none		M14x1,25x30	10, 47, 48, x10
	HA	10,0x21	38	285/35R21	0, 5, 15, 20mm	0, 5 ⁴ , 15a, 20a	M14x1,25x30, -35, -45, 50	10, 47, 48, x10
	VA	10,0x21	38	295/35R21	none		M14x1,25x30	10, 47, 48, x10
	HA	10,0x21	38	295/35R21	0, 5, 15, 20mm	0, 5 ⁴ , 15a, 20a	M14x1,25x30, -35, -45, 50	10, 47, 48, x10
	VA	10,0x21	38	285/35R21	none		M14x1,25x30	10, 47, 48, x10
	HA	11,5x21	35	325/30R21	none		M14x1,25x30	10, K4b, 47, 48, x10

22 Zoll / 22 Inch

Design	Achse Axle	Größe Size	ET Offset	Reifengröße Tyre size	Distanzscheibenstärke Spacer thickness	Distanzscheiben [siehe unten] Spacer [see below]	Radschrauben Bolts	Auflagen Remarks
Spirit II	VA	9,0x22	30	265/35R22	0, 5mm	0, 5°	M14x1,25x30, -35	10, 47, 48, x10
	HA	9,0x22	30	265/35R22	0, 5, 15, 20, 25mm	0, 5°, 15a, 20a, 25a	M14x1,25x30, -35, -45, -50, -55	10, 47, 48, x10
	VA	9,0x22	30	265/35R22	0, 5mm	0, 5°	M14x1,25x30, -35	10, 47, 48, x10
	HA	10,0x22	30	295/30R22	0, 5, 15mm	0, 5°, 15a	M14x1,25x30, -35, -45	10, 47, 48, x10
	VA	9,0x22	30	265/35R22	0, 5mm	0, 5°	M14x1,25x30, -35	10, 47, 48, x10
	HA	11,5x22	30	315/30R22	none		M14x1,25x30	10, 47, 48, x10
	VA	10,0x22	30	295/30R22	none		M14x1,25x30	10, K4a, 47, 48, x10
	HA	10,0x22	30	295/30R22	0, 5, 15mm	0, 5°, 15a	M14x1,25x30, -35, -45	10, 47, 48, x10
	VA	10,0x22	30	295/30R22	none		M14x1,25x30	10, K4a, 47, 48, x10
	HA	11,5x22	30	335/25R22	none		M14x1,25x30	10, K4b, 47, 48, x10
Fascinate	VA	9,0x22	35	265/35R22	0, 5mm	0, 5°	M14x1,25x30, -35	10, 47, 48, x10
	HA	11,5x22	30	315/30R22	none		M14x1,25x30	10, 47, 48, x10
	VA	10,0x22	30	295/30R22	none		M14x1,25x30	10, K4a, 47, 48, x10
	HA	11,5x22	30	335/25R22	none		M14x1,25x30	10, K4b, 47, 48, x10
	VA	10,0x22	35	295/30R22	none		M14x1,25x30	10, 47, 48, x10
	HA	11,5x22	30	335/25R22	none		M14x1,25x30	10, K4b, 47, 48, x10
Race GTR	VA	9,0x22	30	265/35R22	15mm	15a	M14x1,25x45	K4a, 10, 47, 48, x10
	HA	9,0x22	30	265/35R22	15, 20, 25mm	15a, 20a, 25a	M14x1,25x45, -50, -55	10, 47, 48, x10
	VA	9,0x22	30	265/35R22	15mm	15a	M14x1,25x45	K4a, 10, 47, 48, x10
	HA	10,0x22	30	295/30R22	0, 5, 15mm	0, 5°, 15a	M14x1,25x30, -35, -45	10, 47, 48, x10
	VA	9,0x22	30	265/35R22	15mm	15a	M14x1,25x45	K4a, 10, 47, 48, x10
	HA	11,5x22	30	315/30R22	none		M14x1,25x30	10, 47, 48, x10
Race LS	VA	9,0x22	35	265/35R22	5mm	5°	M14x1,25x35	10, 47, 48, x10
	HA	9,0x22	35	265/35R22	5, 15, 20, 25mm	5°, 15a, 20a, 25a	M14x1,25x35, -45, -50, -55	10, 47, 48, x10
	VA	9,0x22	35	265/35R22	5mm	5°	M14x1,25x35	10, 47, 48, x10
	HA	10,0x22	32	295/30R22	0, 5, 15mm	0, 5°, 15a	M14x1,25x30, -35, -45	10, 47, 48, x10
	VA	9,0x22	35	265/35R22	5mm	5°	M14x1,25x35	10, 47, 48, x10
	HA	11,5x22	30	315/30R22	none		M14x1,25x30	10, 47, 48, x10
	VA	10,0x22	32	295/30R22	none		M14x1,25x30	10, K4a, 47, 48, x10
	HA	10,0x22	32	295/30R22	0, 5, 15mm	0, 5°, 15a	M14x1,25x30, -35, -45	10, 47, 48, x10
	VA	10,0x22	32	295/30R22	none		M14x1,25x30	10, K4a, 47, 48, x10
	HA	11,5x22	30	335/25R22	none		M14x1,25x30	10, K4b, 47, 48, x10

Topas	VA	9,0x22	30	265/35R22	none		M14x1,25x30	10, 47, 48, x10
	HA	10,0x22	30	295/30R22	0, 5, 15mm	0, 5°, 15a	M14x1,25x30, -35, -45	10, 47, 48, x10
	VA	10,0x22	30	295/30R22	none		M14x1,25x30	10, K4a, 47, 48, x10
	HA	10,0x22	30	295/30R22	0, 5, 15mm	0, 5°, 15a	M14x1,25x30, -35, -45	10, 47, 48, x10
Race LS 2	VA	9,0x22	30	265/35R22	none		M14x1,25x30	10, 47, 48, x10
	HA	10,0x22	35	295/30R22	0, 5, 15, 20mm	0, 5°, 15a, 20a	M14x1,25x30, -35, -45,-50	10, 47, 48, x10
	VA	10,0x22	35	295/30R22	none		M14x1,25x30	10, K4a, 47, 48, x10
	HA	10,0x22	35	295/30R22	0, 5, 15, 20mm	0, 5°, 15a, 20a	M14x1,25x30, -35, -45,-50	10, 47, 48, x10

Legende / legend			
10	Nur in Kombination mit Reifendruckkontrollsystem ab Bj. 03.2014 <i>Only in combination with tire pressure sensors from Bj. 03.2014</i>	Original Nummer: BMW - 36 106 856 209 <i>OE spare number: BMW - 36 106 856 209</i>	Zubehör Nummer: VDO - S180 052 056 <i>aftermarket number: VDO - S 180 052 056</i>
K4a	An Achse 1 ist eine ausreichende Radabdeckung und Freigang herzustellen. Siehe TÜV Teilegutachten. <i>On axis 1 a sufficient fender clearance needs to be ensured. See TÜV certificate.</i>		
K4b	An Achse 2 ist eine ausreichende Radabdeckung und Freigang herzustellen. Siehe TÜV Teilegutachten. <i>On axis 2 a sufficient fender clearance needs to be ensured. See TÜV certificate.</i>		
R1	Reifenfreigabe erforderlich <i>Tyre approval required.</i>		
R7f	Achslasten sind zu beachten. <i>Axle loads must be checked.</i>		
xD	Diese Reifenkombination ist nicht zulässig für x-drive Modelle <i>This tire combination is not approved for x-drive models</i>		
47	Genauere Auflagen sind den jeweiligen TÜV Teilegutachten zu entnehmen. <i>Detailed requirements are given in the relevant TÜV certificate.</i>		
48	Bei der Verwendung dieser Rad/Reifenkombination ist beim Fall einer Reifenpanne ein Ersatzrad oder Reifenpannen-Set mitzuführen. <i>User instruction: When using this wheel/tire combination it is necessary to provide a spare wheel or a set for tire breakdown for emergency.</i>		
x10	Keine 10mm Distanzscheibe möglich, da zu hohe Radnabe. <i>No 10mm spacer possible, because of wheel hub.</i>		
Artikelnummer Distanzscheibe / spacer part number			
0	None		
0a	None +2ZR		
5 ¹	751207250501		
5 ⁴	751207410504		
10	751207411006		
15	751207411506		
20	751207412006		
25	751207412506		
5 ¹ a	751207250501 +2ZR		
5 ⁴ a	751207410504 +2ZR		
10a	751207411006 +2ZR		
15a	751207411506 +2ZR		
20a	751207412006 +2ZR		
25a	751207412506 +2ZR		
10b	751207411006 +4ZR		
15b	751207411506 +4ZR		
20b	751207412006 +4ZR		
25b	751207412506 +4ZR		
Farblegende / color legend			
	problemlos <i>unproblematically</i>		
	laut STVZO problemlos, EU grenzwertig <i>by STVZO unproblematically, EU is uncertain</i>		
	evtl mit Karosseriearbeit verbunden <i>related with possible bodywork</i>		