

BMW 3er M3 Limousine, M, Typ E90, 420 PS / 309 kW

BMW 3er M3 Coupé, M, Typ E90, 420 PS / 309 kW

BMW 3er M3 Cabrio, M, Typ E90, 420 PS / 309 kW




Application								
BMW M3 M390								
18 Zoll / 18 Inch								
Design	Achse <i>Axle</i>	Größe <i>Size</i>	ET <i>Offset</i>	Reifengröße <i>Tyre size</i>	Distanzscheibenstärke <i>Spacer thickness</i>	Distanzscheiben [siehe unten] <i>Spacer [see below]</i>	Radschrauben <i>Bolts</i>	Auflagen <i>Remarks</i>
Race GTS	VA	8,5x18	35	235/40R18	10mm	10a	M12x1,5x40	M&S, 47, 48
	HA	8,5x18	35	235/40R18	15mm	15a	M12x1,5x45	M&S, 47, 48
Race LS	VA	8,5x18	48	235/40R18	20mm	20a	M12x1,5x50	M&S, 47, 48
	HA	8,5x18	48	235/40R18	25mm	25a	M12x1,5x55	M&S, 47, 48
19 Zoll / 19 Inch								
Design	Achse <i>Axle</i>	Größe <i>Size</i>	ET <i>Offset</i>	Reifengröße <i>Tyre size</i>	Distanzscheibenstärke <i>Spacer thickness</i>	Distanzscheiben [siehe unten] <i>Spacer [see below]</i>	Radschrauben <i>Bolts</i>	Auflagen <i>Remarks</i>
Race GTS 2	VA	8,5x19	40	245/35R19	10, 15, 20mm	10a, 15a, 20a	M12x1,5x40, -45, -50	47, 48
	HA	9,5x19	40	265/35R19	20, 25mm	20a, 25a	M12x1,5x50, -55	47, 48
	VA	8,5x19	40	245/35R19	10, 15, 20mm	10a, 15a, 20a	M12x1,5x40, -45, -50	47, 48
	HA	9,5x19	40	275/30R19	20, 25mm	20a, 25a	M12x1,5x50, -55	47, 48
Race GTP	VA	8,5x19	38	245/35R19	10, 15, 20mm	10a, 15a, 20a	M12x1,5x40, -45, -50	47, 48
	HA	9,5x19	42	265/35R19	20, 25mm	20a, 25a	M12x1,5x50, -55	47, 48
	VA	8,5x19	38	245/35R19	10, 15, 20mm	10a, 15a, 20a	M12x1,5x40, -45, -50	47, 48
	HA	9,5x19	42	275/30R19	20, 25mm	20a, 25a	M12x1,5x50, -55	47, 48
Fascinate	VA	8,5x19	38	245/35R19	10, 15, 20mm	10a, 15a, 20a	M12x1,5x40, -45, -50	47, 48
	HA	9,5x19	42	265/35R19	20, 25mm	20a, 25a	M12x1,5x50, -55	47, 48
	VA	8,5x19	38	245/35R19	10, 15, 20mm	10a, 15a, 20a	M12x1,5x40, -45, -50	47, 48
	HA	9,5x19	42	275/30R19	20, 25mm	20a, 25a	M12x1,5x50, -55	47, 48
Race LS	VA	8,5x19	42	245/35R19	10, 15, 20mm	10a, 15a, 20a	M12x1,5x40, -45, -50	47, 48
	HA	9,5x19	42	265/30R19	20, 25mm	20a, 25a	M12x1,5x50, -55	47, 48
	VA	8,5x19	42	245/35R19	10, 15, 20mm	10a, 15a, 20a	M12x1,5x40, -45, -50	47, 48
	HA	9,5x19	42	275/30R19	20, 25mm	20a, 25a	M12x1,5x50, -55	47, 48
Spirit R	VA	8,5x19	42	245/35R19	10, 15, 20mm	10a, 15a, 20a	M12x1,5x40, -45, -50	47, 48
	HA	9,5x19	42	265/30R19	20, 25mm	20a, 25a	M12x1,5x50, -55	47, 48
	VA	8,5x19	42	245/35R19	10, 15, 20mm	10a, 15a, 20a	M12x1,5x40, -45, -50	47, 48
	HA	9,5x19	42	275/30R19	20, 25mm	20a, 25a	M12x1,5x50, -55	47, 48
Race GTS	VA	8,5x19	30	245/35R19	5, 10, 15mm	5', 10a, 15a	M12x1,5x35, -40, -45	47, 48
	HA	9,5x19	35	265/35R19	15, 20mm	15a, 20a	M12x1,5x45, -50	47, 48
	VA	8,5x19	30	245/35R19	5, 10, 15mm	5', 10a, 15a	M12x1,5x35, -40, -45	47, 48
	HA	9,5x19	35	275/30R19	15, 20mm	15a, 20a	M12x1,5x45, -50	47, 48
Spirit II	VA	8,5x19	35	245/35R19	10, 15, 20mm	10a, 15a, 20a	M12x1,5x40, -45, -50	47, 48
	HA	9,5x19	40	265/35R19	20, 25mm	20a, 25a	M12x1,5x50, -55	47, 48
	VA	8,5x19	35	245/35R19	10, 15, 20mm	10a, 15a, 20a	M12x1,5x40, -45, -50	47, 48
	HA	9,5x19	40	275/30R19	20, 25mm	20a, 25a	M12x1,5x50, -55	47, 48

Race LS 2	VA	8,5x19	35	245/35R19	10, 15, 20mm	10a, 15a, 20a	M12x1,5x40, -45, -50	47, 48
	HA	9,5x19	46	265/35R19	25mm	25a	M12x1,5x55	47, 48
	VA	8,5x19	35	245/35R19	10, 15, 20mm	10a, 15a, 20a	M12x1,5x40, -45, -50	47, 48
	HA	9,5x19	46	275/30R19	25mm	25a	M12x1,5x55	47, 48
Spirit RS	VA	9,0x19	29	245/35R19	none		M12x1,5x30	47, 48
	HA	10,0x19	23	265/35R19	0, 5, 10mm	0, 5', 10a	M12x1,5x30, -35, -40	47, 48
	VA	9,0x19	29	245/35R19	none		M12x1,5x30	47, 48
	HA	10,0x19	23	275/30R19	0, (5mm)	0, (5')	M12x1,5x30, (-35)	(K4b), 47, 48
	VA	9,0x19	29	245/35R19	none		M12x1,5x30	47, 48
	HA	10,0x19	23	295/30R19	none		M12x1,5x30	K4b, 47, 48
Topas	VA	8,5x19	35	245/35R19	10, 15, 20mm	10a, 15a, 20a	M12x1,5x40, -45, -50	47, 48
	HA	10,0x19	31	265/35R19	5, 10mm	5', 10a	M12x1,5x35, -40	47, 48
	VA	8,5x19	35	245/35R19	10, 15, 20mm	10a, 15a, 20a	M12x1,5x40, -45, -50	47, 48
	HA	10,0x19	31	275/30R19	5, 10mm	5', 10a	M12x1,5x35, -40	47, 48
	VA	8,5x19	35	245/35R19	10, 15, 20mm	10a, 15a, 20a	M12x1,5x40, -45, -50	47, 48
	HA	10,0x19	31	295/30R19	5mm	5'	M12x1,5x35	47, 48

20 Zoll / 20 Inch

Design	Achse <i>Axle</i>	Größe <i>Size</i>	ET <i>Offset</i>	Reifengröße <i>Tyre size</i>	Distanzscheibenstärke <i>Spacer thickness</i>	Distanzscheiben [siehe unten] <i>Spacer [see below]</i>	Radschrauben <i>Bolts</i>	Auflagen <i>Remarks</i>
Spirit R	VA	8,5x20	35	245/30R20	10, 15, 20mm	10a, 15a, 20a	M12x1,5x40, -45, -50	47, 48
	HA	10,0x20	30	265/30R20	10, 15, (20mm)	10b, 15b, (20b)	M12x1,5x30, -35, -40, -45, (-50)	(K4b), 47, 48
	VA	8,5x20	35	245/30R20	10, 15, 20mm	10a, 15a, 20a	M12x1,5x40, -45, -50	47, 48
	HA	10,0x20	30	295/25R20	10, 15mm	10b, 15b	M12x1,5x40, -45	K4b, 47, 48
Race GTP	VA	8,5x20	35	245/30R20	10, 15, 20mm	10a, 15a, 20a	M12x1,5x40, -45, -50	47, 48
	HA	10,0x20	30	265/30R20	10, 15, (20mm)	10a, 15a, (20a)	M12x1,5x30, -35, -40, -45, (-50)	(K4b), 47, 48
	VA	8,5x20	35	245/30R20	10, 15, 20mm	10a, 15a, 20a	M12x1,5x40, -45, -50	47, 48
	HA	10,0x20	30	295/25R20	10, 15mm	10a, 15a	M12x1,5x40, -45	K4b, 47, 48
Race GTS	VA	8,5x20	35	245/30R20	10, 15, 20mm	10a, 15a, 20a	M12x1,5x40, -45, -50	47, 48
	HA	10,0x20	35	265/30R20	15mm, 20mm	15a, 20a	M12x1,5x45, -50	47, 48
	VA	8,5x20	35	245/30R20	10, 15, 20mm	10a, 15a, 20a	M12x1,5x40, -45, -50	47, 48
	HA	10,0x20	35	295/25R20	15mm	15a	M12x1,5x45	K4b, 47, 48
Race GTS 2	VA	8,5x20	35	245/30R20	10, 15, 20mm	10a, 15a, 20a	M12x1,5x40, -45, -50	47, 48
	HA	10,0x20	35	265/30R20	15mm, 20mm	15b, 20b	M12x1,5x45, -50	47, 48
	VA	8,5x20	35	245/30R20	10, 15, 20mm	10a, 15a, 20a	M12x1,5x40, -45, -50	47, 48
	HA	10,0x20	35	295/25R20	15mm	15b	M12x1,5x45	K4b, 47, 48
Race LS	VA	8,5x20	35	245/30R20	10, 15, 20mm	10a, 15a, 20a	M12x1,5x40, -45, -50	47, 48
	HA	10x20	35	265/30R20	15mm, 20mm	15a, 20a	M12x1,5x45, -50	47, 48
	VA	8,5x20	35	245/30R20	10, 15, 20mm	10a, 15a, 20a	M12x1,5x40, -45, -50	47, 48
	HA	10,0x20	35	295/25R20	15mm	15a	M12x1,5x45	K4b, 47, 48

Fascinate	VA	8,5x20	35	245/30R20	10, 15, 20mm	10a, 15a, 20a	M12x1,5x40, -45, -50	47, 48
	HA	10,0x20	35	265/30R20	15mm, 20mm	15a, 20a	M12x1,5x45, -50	47, 48
	VA	8,5x20	35	245/30R20	10, 15, 20mm	10a, 15a, 20a	M12x1,5x40, -45, -50	47, 48
	HA	10,0x20	35	295/25R20	15mm	15a	M12x1,5x45	K4b, 47, 48
Spirit II	VA	8,5x20	35	245/30R20	10, 15, 20mm	10a, 15a, 20a	M12x1,5x40, -45, -50	47, 48
	HA	10,0x20	40	265/30R20	20mm	20a	M12x1,5x50	47, 48
	VA	8,5x20	35	245/30R20	10, 15, 20mm	10a, 15a, 20a	M12x1,5x40, -45, -50	47, 48
	HA	10,0x20	40	295/25R20	15mm, 20mm	15a, 20a	M12x1,5x45, -50	K4b, 47, 48
Race GTSR-M	VA	8,5x20	29	245/30R20	0, 5, 10mm	0, 5', 10a	M12x1,5x30, -35, -40	47, 48
	HA	10x20	23	265/30R20	15, 20mm	15a, 20a	M12x1,5x45, -50	R7f, K4b, 47, 48
	VA	8,5x20	29	245/30R20	0, 5, 10mm	0, 5', 10a	M12x1,5x30, -35, -40	47, 48
	HA	10x20	23	295/25R20	0, 5, 10mm	0, 5', 10a	M12x1,5x30, -35, -40	R7f, K4b, 47, 48
Race LS 2	VA	8,5x20	35	245/30R20	10, 15, 20mm	10a, 15a, 20a	M12x1,5x40, -45, -50	47, 48
	HA	10,0x20	38	265/30R20	20mm	20b	M12x1,5x50	47, 48
	VA	8,5x20	35	245/30R20	10, 15, 20mm	10a, 15a, 20a	M12x1,5x40, -45, -50	47, 48
	HA	10,0x20	38	295/25R20	15mm, 20mm	15b, 20b	M12x1,5x45, -50	K4b, 47, 48
Topas	VA	9,0x20	25	245/30R20	none		M12x1,5x30	47, 48
	HA	10,0x20	31	265/30R20	5, 10mm	5', 10a	M12x1,5x35, -40	47, 48
	VA	9,0x20	25	245/30R20	none		M12x1,5x30	47, 48
	HA	10,0x20	31	295/25R20	5, (10mm)	5', (10a)	M12x1,5x35, (-40)	(K4b), 47, 48
	VA	9,0x20	25	245/30R20	none (not for Cabriolet)		M12x1,5x30	47, 48
	HA	10,5x20	30	295/25R20	5mm (not for Cabriolet)	5'	M12x1,5x35	R7f, K4b, 47, 48

Legende / legend	
M&S	Nur als M&S Kombination zulässig. <i>Only M&S Tire</i>
K4a	An Achse 1 ist eine ausreichende Radabdeckung und Freigang herzustellen. Siehe TÜV Teilegutachten. <i>On axis 1 a sufficient fender clearance needs to be ensured. See TÜV certificate.</i>
K4b	An Achse 2 ist eine ausreichende Radabdeckung und Freigang herzustellen. Siehe TÜV Teilegutachten. <i>On axis 2 a sufficient fender clearance needs to be ensured. See TÜV certificate.</i>
R1	Reifenfreigabe erforderlich <i>Tyre approval required.</i>
R7f	Achslasten sind zu beachten. <i>Axle loads must be checked.</i>
xD	Diese Reifenkombination ist nicht zulässig für x-drive Modelle <i>This tire combination is not approved for x-drive models</i>
47	Genaue Auflagen sind den jeweiligen TÜV Teilegutachten zu entnehmen. <i>Detailed requirements are given in the relevant TÜV certificate.</i>
48	Bei der Verwendung dieser Rad/Reifenkombination ist beim Fall einer Reifenpanne ein Ersatzrad oder Reifenpannen-Set mitzuführen. <i>User instruction: When using this wheel/tire combination it is necessary to provide a spare wheel or a set for tire breakdown for emergency.</i>
x10	Keine 10mm Distanzscheibe möglich, da zu hohe Radnabe. <i>No 10mm spacer possible, because of wheel hub.</i>
Artikelnummer Distanzscheibe / spacer part number	
0	None
0a	None +2ZR
5 ¹	751207250501
5 ⁴	751207410504
10	751207411006
15	751207411506
20	751207412006
25	751207412506
5 ¹ a	751207250501 +2ZR
5 ⁴ a	751207410504 +2ZR
10a	751207411006 +2ZR
15a	751207411506 +2ZR
20a	751207412006 +2ZR
25a	751207412506 +2ZR
10b	751207411006 +4ZR
15b	751207411506 +4ZR
20b	751207412006 +4ZR
25b	751207412506 +4ZR
Farblegende / color legend	
	problemlos <i>unproblematically</i>
	laut STVZO problemlos, EU grenzwertig <i>by STVZO unproblematically, EU is uncertain</i>
	evtl mit Karosseriearbeit verbunden <i>related with possible bodywork</i>