

6 Series



BMW 6er Coupé, 630i, Typ E63, 258 PS / 190 kW

BMW 6er Coupé, 645i, Typ E63, 333 PS / 245 kW

BMW 6er Coupé, 650i, Typ E63, 367 PS / 270 kW

BMW 6er Coupé, 630i, Typ E63 Facelift, 272 PS / 200 kW

BMW 6er Coupé, 630d, Typ E63 Facelift, 286 PS / 210 kW

BMW 6er Coupé, 650i, Typ E63 Facelift, 367 PS / 270 kW

BMW 6er Cabrio, 630i, Typ E64, 258 PS / 190 kW

BMW 6er Cabrio, 645i, Typ E64, 333 PS / 245 kW

BMW 6er Cabrio, 650i, Typ E64, 367 PS / 270 kW

BMW 6er Cabrio, 630i, Typ E64 Facelift, 272 PS / 200 kW

BMW 6er Cabrio, 630d, Typ E64 Facelift, 286 PS / 210 kW

BMW 6er Cabrio, 650i, Typ E64 Facelift, 367 PS / 270 kW

Application								
BMW 6er Typ E63, E64 inkl. Facelift								
18 Zoll / 18 Inch								
Design	Achse <i>Axle</i>	Größe <i>Size</i>	ET <i>Offset</i>	Reifengröße <i>Tyre size</i>	Distanzscheibenstärke <i>Spacer thickness</i>	Distanzscheiben [siehe unten] <i>Spacer [see below]</i>	Radschrauben <i>Bolts</i>	Auflagen <i>Remarks</i>
Race GTS	VA	8,5x18	35	245/45R18	15, 20mm	15a, 20a	M12x1,5x45,-50	47, 48
	HA	8,5x18	35	245/45R18	15, 20mm	15a, 20a	M12x1,5x45,-50	47, 48
Race LS	VA	8,5x18	48	245/45R18	25mm	25a	M12x1,5x55	47, 48
	HA	8,5x18	48	245/45R18	25mm	25a	M12x1,5x55	47, 48
19 Zoll / 19 Inch								
Design	Achse <i>Axle</i>	Größe <i>Size</i>	ET <i>Offset</i>	Reifengröße <i>Tyre size</i>	Distanzscheibenstärke <i>Spacer thickness</i>	Distanzscheiben [siehe unten] <i>Spacer [see below]</i>	Radschrauben <i>Bolts</i>	Auflagen <i>Remarks</i>
Race GTP	VA	8,5x19	38	255/40R19	20, 25mm	20a, 25a	M12x1,5x50,-55	47, 48
	HA	8,5x19	38	255/40R19	20, 25mm	20a, 25a	M12x1,5x50,-55	47, 48
	VA	8,5x19	38	245/40R19	20, 25mm	20a, 25a	M12x1,5x50,-55	47, 48
	HA	9,5x19	42	275/35R19	25mm	25a	M12x1,5x55	47, 48
	VA	8,5x19	38	255/40R19	20, 25mm	20a, 25a	M12x1,5x50,-55	47, 48
	HA	9,5x19	42	285/35R19	25mm	25a	M12x1,5x55	47, 48
Fascinate	VA	8,5x19	38	255/40R19	20, 25mm	20a, 25a	M12x1,5x50,-55	47, 48
	HA	8,5x19	38	255/40R19	20, 25mm	20a, 25a	M12x1,5x50,-55	47, 48
	VA	8,5x19	38	245/40R19	20, 25mm	20a, 25a	M12x1,5x50,-55	47, 48
	HA	9,5x19	42	275/35R19	25mm	25a	M12x1,5x55	47, 48
	VA	8,5x19	38	255/40R19	20, 25mm	20a, 25a	M12x1,5x50,-55	47, 48
HA	9,5x19	42	285/35R19	25mm	25a	M12x1,5x55	47, 48	

Race LS	VA	8,5x19	42	255/40R19	25mm	25a	M12x1,5x55	47, 48
	HA	8,5x19	42	255/40R19	25mm	25a	M12x1,5x55	47, 48
	VA	8,5x19	42	245/40R19	25mm	25a	M12x1,5x55	47, 48
	HA	9,5x19	42	275/35R19	25mm	25a	M12x1,5x55	47, 48
	VA	8,5x19	42	255/40R19	25mm	25a	M12x1,5x55	47, 48
	HA	9,5x19	42	285/35R19	25mm	25a	M12x1,5x55	47, 48
Spirit R	VA	8,5x19	42	255/40R19	25mm	25a	M12x1,5x55	47, 48
	HA	8,5x19	42	255/40R19	25mm	25a	M12x1,5x55	47, 48
	VA	8,5x19	42	245/40R19	25mm	25a	M12x1,5x55	47, 48
	HA	9,5x19	42	275/35R19	25mm	25a	M12x1,5x55	47, 48
	VA	8,5x19	42	255/40R19	25mm	25a	M12x1,5x55	47, 48
	HA	9,5x19	42	285/35R19	25mm	25a	M12x1,5x55	47, 48
Race GTS 2	VA	8,5x19	40	255/40R19	20, 25mm	20a, 25a	M12x1,5x50,-55	47, 48
	HA	8,5x19	40	255/40R19	20, 25mm	20a, 25a	M12x1,5x50,-55	47, 48
	VA	8,5x19	40	245/40R19	20, 25mm	20a, 25a	M12x1,5x50,-55	47, 48
	HA	9,5x19	40	275/35R19	20, 25mm	20a, 25a	M12x1,5x50,-55	47, 48
	VA	8,5x19	40	255/40R19	20, 25mm	20a, 25a	M12x1,5x50,-55	47, 48
	HA	9,5x19	40	285/35R19	20, 25mm	20a, 25a	M12x1,5x50,-55	47, 48
Race GTS	VA	8,5x19	30	255/40R19	10, 15, 20mm	10a, 15a, 20a	M12x1,5x40,-45,-50	47, 48
	HA	8,5x19	30	255/40R19	10, 15, 20mm	10a, 15a, 20a	M12x1,5x40,-45,-50	47, 48
	VA	8,5x19	30	245/40R19	10, 15, 20mm	10a, 15a, 20a	M12x1,5x40,-45,-50	47, 48
	HA	9,5x19	35	275/35R19	20, 25mm	20a, 25a	M12x1,5x50,-55	47, 48
	VA	8,5x19	30	255/40R19	10, 15, 20mm	10a, 15a, 20a	M12x1,5x40,-45,-50	47, 48
	HA	9,5x19	35	285/35R19	20, 25mm	20a, 25a	M12x1,5x50,-55	47, 48
Spirit II	VA	8,5x19	35	255/40R19	15, 20, 25mm	15a, 20a, 25a	M12x1,5x45,-50,-55	47, 48
	HA	8,5x19	35	255/40R19	15, 20, 25mm	15a, 20a, 25a	M12x1,5x45,-50,-55	47, 48
	VA	8,5x19	35	245/40R19	15, 20, 25mm	15a, 20a, 25a	M12x1,5x45,-50,-55	47, 48
	HA	9,5x19	40	275/35R19	20, 25mm	20a, 25a	M12x1,5x50,-55	47, 48
	VA	8,5x19	35	255/40R19	15, 20, 25mm	15a, 20a, 25a	M12x1,5x45,-50,-55	47, 48
	HA	9,5x19	40	285/35R19	20, 25mm	20a, 25a	M12x1,5x50,-55	47, 48

Race LS 2	VA	8,5x19	35	255/40R19	15, 20, 25mm	15a, 20a, 25a	M12x1,5x45,-50,-55	47, 48
	HA	8,5x19	35	255/40R19	15, 20, 25mm	15a, 20a, 25a	M12x1,5x45,-50,-55	47, 48
	VA	8,5x19	35	245/40R19	15, 20, 25mm	15a, 20a, 25a	M12x1,5x45,-50,-55	47, 48
	HA	9,5x19	46	275/35R19	25mm	25a	M12x1,5x55	47, 48
	VA	8,5x19	35	255/40R19	15, 20, 25mm	15a, 20a, 25a	M12x1,5x45,-50,-55	47, 48
	HA	9,5x19	46	285/35R19	25mm	25a	M12x1,5x55	47, 48
Topas	VA	8,5x19	35	255/40R19	15, 20, 25mm	15a, 20a, 25a	M12x1,5x45,-50,-55	R7f, 47, 48
	HA	8,5x19	35	255/40R19	15, 20, 25mm	15a, 20a, 25a	M12x1,5x45,-50,-55	R7f, 47, 48
	VA	8,5x19	35	245/40R19	15, 20, 25mm	15a, 20a, 25a	M12x1,5x45,-50,-55	R7f, 47, 48
	HA	9,5x19	33	275/35R19	15, 20, 25mm	15a, 20a, 25a	M12x1,5x45,-50,-55	R7f, 47, 48
	VA	8,5x19	35	255/40R19	15, 20, 25mm	15a, 20a, 25a	M12x1,5x45,-50,-55	R7f, 47, 48
	HA	9,5x19	33	285/35R19	15, 20, 25mm	15a, 20a, 25a	M12x1,5x45,-50,-55	R7f, 47, 48
	VA	8,5x19	35	245/40R19	15, 20, 25mm	15a, 20a, 25a	M12x1,5x45,-50,-55	R7f, 47, 48
	HA	10,0x19	31	275/35R19	10, 15mm	10a, 15a	M12x1,5x40,-45	R7f, 47, 48
	VA	8,5x19	35	255/40R19	15, 20, 25mm	15a, 20a, 25a	M12x1,5x45,-50,-55	R7f, 47, 48
	HA	10,0x19	31	285/35R19	10, 15mm	10a, 15a	M12x1,5x40,-45	R7f, 47, 48
	VA	8,5x19	35	245/40R19	15, 20, 25mm	15a, 20a, 25a	M12x1,5x45,-50,-55	R7f, 47, 48
	HA	10,0x19	38	275/35R19	15, 20mm	15a, 20a	M12x1,5x45,-50	R7f, 47, 48
	VA	8,5x19	35	255/40R19	15, 20, 25mm	15a, 20a, 25a	M12x1,5x45,-50,-55	R7f, 47, 48
	HA	10,0x19	38	285/35R19	15, 20mm	15a, 20a	M12x1,5x45,-50	R7f, 47, 48




20 Zoll / 20 Inch

Design	Achse <i>Axle</i>	Größe <i>Size</i>	ET <i>Offset</i>	Reifengröße <i>Tyre size</i>	Distanzscheibenstärke <i>Spacer thickness</i>	Distanzscheiben [siehe unten] <i>Spacer [see below]</i>	Radschrauben <i>Bolts</i>	Auflagen <i>Remarks</i>
Race GTP	VA	8,5x20	35	245/35R20	20mm	20a	M12x1,5x50	47, 48
	HA	10,0x20	30	275/30R20	10, 15mm	10a, 15a	M12x1,5x40,-45	47, 48
	VA	8,5x20	35	255/35R20	20mm	20a	M12x1,5x50	47, 48
	HA	10,0x20	30	285/30R20	10, 15mm	10a, 15a	M12x1,5x40,-45	47, 48
Spirit R	VA	8,5x20	35	245/35R20	20mm	20a	M12x1,5x50	47, 48
	HA	10,0x20	30	275/30R20	10, 15mm	10b, 15b	M12x1,5x40,-45	47, 48
	VA	8,5x20	35	255/35R20	20mm	20a	M12x1,5x50	47, 48
	HA	10,0x20	30	285/30R20	10, 15mm	10b, 15b	M12x1,5x40,-45	47, 48
	VA	8,5x20	35	245/35R20	20mm	20a	M12x1,5x50	47, 48
	HA	10,0x20	46	275/30R20	25mm	25a	M12x1,5x55	47, 48
	VA	8,5x20	35	255/35R20	20mm	20a	M12x1,5x50	47, 48
	HA	10,0x20	46	285/30R20	25mm	25a	M12x1,5x55	47, 48
	VA	8,5x20	35	245/35R20	20mm	20a	M12x1,5x50	47, 48
	HA	9,5x20	46	275/30R20	20, 25mm	20a, 25a	M12x1,5x50,-55	47, 48
	VA	8,5x20	35	245/35R20	20mm	20a	M12x1,5x50	47, 48
	HA	9,5x20	46	285/30R20	20, 25mm	20a, 25a	M12x1,5x50,-55	47, 48
	VA	8,5x20	35	255/35R20	20mm	20a	M12x1,5x50	47, 48
	HA	9,5x20	46	285/30R20	20, 25mm	20a, 25a	M12x1,5x50,-55	47, 48
Race GTS	VA	8,5x20	35	245/35R20	20mm	20a	M12x1,5x50	47, 48
	HA	10,0x20	35	275/30R20	15, 20mm	15a, 20a	M12x1,5x45,-50	47, 48
	VA	8,5x20	35	255/35R20	20mm	20a	M12x1,5x50	47, 48
	HA	10,0x20	35	285/30R20	15, 20mm	15a, 20a	M12x1,5x45,-50	47, 48
Race LS	VA	8,5x20	35	245/35R20	20mm	20a	M12x1,5x50	47, 48
	HA	10,0x20	35	275/30R20	15, 20mm	15a, 20a	M12x1,5x45,-50	47, 48
	VA	8,5x20	35	255/35R20	20mm	20a	M12x1,5x50	47, 48
	HA	10,0x20	35	285/30R20	15, 20mm	15a, 20a	M12x1,5x45,-50	47, 48
	VA	8,5x20	35	245/35R20	20mm	20a	M12x1,5x50	47, 48
	HA	9,5x20	46	275/30R20	20, 25mm	20a, 25a	M12x1,5x50,-55	47, 48
	VA	8,5x20	35	245/35R20	20mm	20a	M12x1,5x50	47, 48
	HA	9,5x20	46	285/30R20	20, 25mm	20a, 25a	M12x1,5x50,-55	47, 48
	VA	8,5x20	35	255/35R20	20mm	20a	M12x1,5x50	47, 48
	HA	9,5x20	46	285/30R20	20, 25mm	20a, 25a	M12x1,5x50,-55	47, 48

Fascinate	VA	8,5x20	35	245/35R20	20mm	20a	M12x1,5x50	47, 48
	HA	10,0x20	35	275/30R20	15, 20mm	15a, 20a	M12x1,5x45,-50	47, 48
	VA	8,5x20	35	255/35R20	20mm	20a	M12x1,5x50	47, 48
	HA	10,0x20	35	285/30R20	15, 20mm	15a, 20a	M12x1,5x45,-50	47, 48
Race GTS 2	VA	8,5x20	35	245/35R20	20mm	20a	M12x1,5x50	47, 48
	HA	10,0x20	35	275/30R20	15, 20mm	15b, 20b	M12x1,5x45,-50	47, 48
	VA	8,5x20	35	255/35R20	20mm	20a	M12x1,5x50	47, 48
	HA	10,0x20	35	285/30R20	15, 20mm	15b, 20b	M12x1,5x45,-50	47, 48
Spirit II	VA	8,5x20	35	245/35R20	20mm	20a	M12x1,5x50	47, 48
	HA	10,0x20	40	275/30R20	20, 25mm	20a, 25a	M12x1,5x50,-55	47, 48
	VA	8,5x20	35	255/35R20	20mm	20a	M12x1,5x50	47, 48
	HA	10,0x20	40	285/30R20	20, 25mm	20a, 25a	M12x1,5x50,-55	47, 48
Race GTSR-M	VA	8,5x20	29	245/35R20	15mm	0, 5', 10a, 15a	M12x1,5x30,-35,-40,-45	47, 48
	HA	10x20	23	275/30R20	5, 10mm	5', 10a	M12x1,5x35,-40	47, 48
	VA	8,5x20	29	255/35R20	15mm	0, 5', 10a, 15a	M12x1,5x30,-35,-40,-45	47, 48
	HA	10x20	23	285/30R20	5, 10mm	5', 10a	M12x1,5x35,-40	47, 48
Race LS 2	VA	8,5x20	35	245/35R20	20mm	20a	M12x1,5x50	47, 48
	HA	10,0x20	38	275/30R20	20mm	20b	M12x1,5x50	47, 48
	VA	8,5x20	35	255/35R20	20mm	20a	M12x1,5x50	47, 48
	HA	10,0x20	38	285/30R20	20, 25mm	20b, 25b	M12x1,5x50,-55	47, 48
	VA	8,5x20	35	245/35R20	20mm	20a	M12x1,5x50	47, 48
	HA	10,0x20	46	275/30R20	25mm	25a	M12x1,5x55	47, 48
	VA	8,5x20	35	255/35R20	20mm	20a	M12x1,5x50	47, 48
	HA	10,0x20	46	285/30R20	25mm	25a	M12x1,5x55	47, 48
	VA	8,5x20	35	245/35R20	20mm	20a	M12x1,5x50	47, 48
	HA	9,5x20	46	275/30R20	20, 25mm	20a, 25a	M12x1,5x50,-55	47, 48
	VA	8,5x20	35	245/35R20	20mm	20a	M12x1,5x50	47, 48
	HA	9,5x20	46	285/30R20	20, 25mm	20a, 25a	M12x1,5x50,-55	47, 48
	VA	8,5x20	35	255/35R20	20mm	20a	M12x1,5x50	47, 48
	HA	9,5x20	46	285/30R20	20, 25mm	20a, 25a	M12x1,5x50,-55	47, 48
Topas	VA	9,0x20	25	245/35R20	10mm	10a	M12x1,5x40	47, 48
	HA	10,0x20	31	275/30R20	10, 15mm	10a, 15a	M12x1,5x40,-45	47, 48
	VA	9,0x20	25	255/35R20	10mm	10a	M12x1,5x40	47, 48
	HA	10,0x20	31	285/30R20	10, 15mm	10a, 15a	M12x1,5x40,-45	47, 48
	VA	9,0x20	25	255/35R20	10mm	10a	M12x1,5x40	47, 48
	HA	10,5x20	30	285/30R20	10mm	10a	M12x1,5x40	47, 48

21 Zoll / 21 Inch

Design	Achse <i>Axle</i>	Größe <i>Size</i>	ET <i>Offset</i>	Reifengröße <i>Tyre size</i>	Distanzscheibenstärke <i>Spacer thickness</i>	Distanzscheiben [siehe unten] <i>Spacer [see below]</i>	Radschrauben <i>Bolts</i>	Auflagen <i>Remarks</i>
Race GTP	VA	9,0x21	30	255/30R21	10, 15mm	10a, 15a	M12x1,5x40,-45	47, 48
	HA	9,0x21	30	255/30R21	10, 15mm	10a, 15a	M12x1,5x40,-45	47, 48
	VA	9,0x21	30	255/30R21	10, 15mm	10a, 15a	M12x1,5x40,-45	47, 48
	HA	10,5x21	30	295/25R21	5, 10mm	5', 10a	M12x1,5x35,-40	47, 48
	VA	9,0x21	33	255/30R21	10, 15mm	10a, 15a	M12x1,5x40,-45	47, 48
	HA	9,0x21	33	255/30R21	10, 15mm	10a, 15a	M12x1,5x40,-45	47, 48
	VA	9,0x21	33	255/30R21	10, 15mm	10a, 15a	M12x1,5x40,-45	47, 48
	HA	10,5x21	44	295/25R21	15, 20mm	15a, 20a	M12x1,5x45,-50	47, 48
Fascinate	VA	9,0x21	35	255/30R21	15mm	15a	M12x1,5x45	47, 48
	HA	9,0x21	35	255/30R21	15mm	15a	M12x1,5x45	47, 48
	VA	9,0x21	35	255/30R21	15mm	15a	M12x1,5x45	47, 48
	HA	10,5x21	30	295/25R21	5, 10mm	5', 10a	M12x1,5x35,-40	47, 48
	VA	9,0x21	35	255/30R21	15mm	15a	M12x1,5x45	47, 48
	HA	10,5x21	44	295/25R21	15, 20mm	15a, 20a	M12x1,5x45,-50	47, 48
Race GTR	VA	9,0x21	35	255/30R21	15, 20mm	15a, 20a	M12x1,5x45,-50	47, 48
	HA	9,0x21	35	255/30R21	15, 20mm	15a, 20a	M12x1,5x45,-50	47, 48
	VA	9,0x21	35	255/30R21	15, 20mm	15a, 20a	M12x1,5x45,-50	47, 48
	HA	10,0x21	35	295/25R21	10, 15, 20mm	10a, 15a, 20a	M12x1,5x40,-45,-50	47, 48
Race LS	VA	9,0x21	35	255/30R21	15, 20mm	15b, 20b	M12x1,5x45,-50	47, 48
	HA	9,0x21	35	255/30R21	15, 20mm	15b, 20b	M12x1,5x45,-50	47, 48
	VA	9,0x21	35	255/30R21	15, 20mm	15b, 20b	M12x1,5x45,-50	47, 48
	HA	10,0x21	38	295/25R21	15, 20mm	15b, 20b	M12x1,5x45,-50	47, 48
Spirit R	VA	9,0x21	35	255/30R21	15, 20mm	15b, 20b	M12x1,5x45,-50	47, 48
	HA	9,0x21	35	255/30R21	15, 20mm	15b, 20b	M12x1,5x45,-50	47, 48
	VA	9,0x21	35	255/30R21	15, 20mm	15b, 20b	M12x1,5x45,-50	47, 48
	HA	10,0x21	38	295/25R21	15, 20mm	15b, 20b	M12x1,5x45,-50	47, 48
Topas	VA	9,0x21	25	255/30R21	10mm	10a	M12x1,5x40	47, 48
	HA	9,0x21	25	255/30R21	10mm	10a	M12x1,5x40	R7f, 47, 48
	VA	9,0x21	25	255/30R21	10mm	10a	M12x1,5x40,-45	47, 48
	HA	10,5x21	36	295/25R21	10, 15mm	10a, 15a	M12x1,5x40,-45	R7f, 47, 48
	VA	9,0x21	25	255/30R21	10mm	10a	M12x1,5x40,-45	47, 48
	HA	10,5x21	30	295/25R21	5, 10mm	5', 10a	M12x1,5x35,-40	R7f, 47, 48
Race LS 2	VA	9,0x21	30	255/30R21	15mm	15b	M12x1,5x45	47, 48
	HA	9,0x21	30	255/30R21	15mm	15b	M12x1,5x45	47, 48
	VA	9,0x21	30	255/30R21	15mm	15b	M12x1,5x45	47, 48
	HA	10,5x21	44	295/25R21	15, 20mm	15b, 20b	M12x1,5x45,-50	47, 48

Legende / legend	
K4a	An Achse 1 ist eine ausreichende Radabdeckung und Freigang herzustellen. Siehe TÜV Teilgutachten. <i>On axis 1 a sufficient fender clearance needs to be ensured. See TÜV certificate.</i>
K4b	An Achse 2 ist eine ausreichende Radabdeckung und Freigang herzustellen. Siehe TÜV Teilgutachten. <i>On axis 2 a sufficient fender clearance needs to be ensured. See TÜV certificate.</i>
R1	Reifenfreigabe erforderlich <i>Tyre approval required.</i>
R7f	Achslasten sind zu beachten. <i>Axle loads must be checked.</i>
xD	Diese Reifenkombination ist nicht zulässig für x-drive Modelle <i>This tire combination is not approved for x-drive models</i>
47	Genauere Auflagen sind den jeweiligen TÜV Teilgutachten zu entnehmen. <i>Detailed requirements are given in the relevant TÜV certificate.</i>
48	Bei der Verwendung dieser Rad/Reifenkombination ist beim Fall einer Reifenpanne ein Ersatzrad oder Reifenpannen-Set mitzuführen. <i>User instruction: When using this wheel/tire combination it is necessary to provide a spare wheel or a set for tire breakdown for emergency.</i>
x10	Keine 10mm Distanzscheibe möglich, da zu hohe Radnabe. <i>No 10mm spacer possible, because of wheel hub.</i>
Artikelnummer Distanzscheibe / spacer part number	
0	None
0a	None +2ZR
5 ¹	751207250501
5 ⁴	751207410504
10	751207411006
15	751207411506
20	751207412006
25	751207412506
5 ¹ a	751207250501 +2ZR
5 ⁴ a	751207410504 +2ZR
10a	751207411006 +2ZR
15a	751207411506 +2ZR
20a	751207412006 +2ZR
25a	751207412506 +2ZR
10b	751207411006 +4ZR
15b	751207411506 +4ZR
20b	751207412006 +4ZR
25b	751207412506 +4ZR
Farblegende / color legend	
	problemlos <i>unproblematically</i>
	laut STVZO problemlos, EU grenzwertig <i>by STVZO unproblematically, EU is uncertain</i>
	evtl mit Karosseriearbeit verbunden <i>related with possible bodywork</i>