

BMW 6er Cabrio, 650i, Typ F12, 448 PS / 330 kW

BMW 6er Cabrio, 650i xDrive, Typ F12, 449 PS / 330 kW

BMW 6er Coupé, 650i, Typ F13, 448 PS / 330 kW

BMW 6er Coupé, 650i xDrive, Typ F13, 408 PS / 300 kW

Application								
BMW 6er Typ F12, F13								
19 Zoll / 19 Inch								
Design	Achse <i>Axle</i>	Größe <i>Size</i>	ET <i>Offset</i>	Reifengröße <i>Tyre size</i>	Distanzscheibenstärke <i>Spacer thickness</i>	Distanzscheiben [siehe unten] <i>Spacer [see below]</i>	Radschrauben <i>Bolts</i>	Auflagen <i>Remarks</i>
Race LS	VA	8,5x19	42	245/40R19	10, 15mm	10a, 15a	M14x1,25x40,-45	11, R7f, 47, 48
	HA	9,5x19	42	275/35R19	0, 5, 10mm	0, 5', 10a	M14x1,25x30,-35,-40	11, R7f, 47, 48
	VA	8,5x19	42	245/40R19	10, 15mm	10a, 15a	M14x1,25x40,-45	11, R7f, 47, 48
	HA	9,5x19	42	285/35R19	0, 5mm	0, 5'	M14x1,25x30,-35	11, R7f, 47, 48
Fascinate	VA	8,5x19	38	245/40R19	5, 10mm	5', 10a	M14x1,25x35,-40	11, R7f, 47, 48
	HA	8,5x19	38	245/40R19	5, 10, 15mm	5', 10a, 15a	M14x1,25x35,-40,-45	11, R7f, 47, 48
	VA	8,5x19	38	245/40R19	5, 10mm	5', 10a	M14x1,25x35,-40	11, R7f, 47, 48
	HA	9,5x19	42	275/35R19	0, 5, 10mm	0, 5', 10a	M14x1,25x30,-35,-40	11, R7f, 47, 48
	VA	8,5x19	38	245/40R19	10mm	5', 10a	M14x1,25x35,-40	11, R7f, 47, 48
	HA	9,5x19	42	285/35R19	0, 5mm	0, 5'	M14x1,25x30,-35	11, R7f, 47, 48
Spirit R	VA	8,5x19	42	245/40R19	10, 15mm	10a, 15a	M14x1,25x40,-45	11, R7f, 47, 48
	HA	9,5x19	42	275/35R19	0, 5, 10mm	0, 5', 10a	M14x1,25x30,-35,-40	11, R7f, 47, 48
	VA	8,5x19	42	245/40R19	10, 15mm	10a, 15a	M14x1,25x40,-45	11, R7f, 47, 48
	HA	9,5x19	42	285/35R19	0, 5mm	0, 5'	M14x1,25x30,-35	11, R7f, 47, 48
Race GTS 2	VA	8,5x19	40	245/40R19	10mm	10a	M14x1,25x40	11, R7f, 47, 48
	HA	8,5x19	40	245/40R19	10, 15mm	10a, 15a	M14x1,25x40,-45	11, R7f, 47, 48
	VA	8,5x19	40	245/40R19	10mm	10a	M14x1,25x40	11, R7f, 47, 48
	HA	9,5x19	40	275/35R19	0, 5, 10mm	0, 5', 10a	M14x1,25x30,-35,-40	11, R7f, 47, 48
	VA	8,5x19	40	245/40R19	10mm	10a	M14x1,25x40	11, R7f, 47, 48
	HA	9,5x19	40	285/35R19	0, 5mm	0, 5'	M14x1,25x30,-35	11, R7f, 47, 48

Race LS 2	VA	8,5x19	35	245/40R19	5, 10mm	5', 10a	M14x1,25x35,-40	11, R7f, 47, 48
	HA	8,5x19	35	245/40R19	5, 10mm	5', 10a	M14x1,25x35,-40	11, R7f, 47, 48
	VA	8,5x19	35	245/40R19	5, 10mm	5', 10a	M14x1,25x35,-40	11, R7f, 47, 48
	HA	9,5x19	46	275/35R19	5, 10, 15mm	5', 10a, 15a	M14x1,25x35,-40,-45	11, R7f, 47, 48
	VA	8,5x19	35	245/40R19	5, 10mm	5', 10a	M14x1,25x35,-40	11, R7f, 47, 48
	HA	9,5x19	46	285/35R19	5, 10, 15mm	5', 10a, 15a	M14x1,25x35,-40,-45	11, R7f, 47, 48
Topas	VA	8,5x19	35	245/40R19	5, 10mm	5', 10a	M14x1,25x35,-40	11, R7f, 47, 48
	HA	8,5x19	35	245/40R19	5, 10mm	5', 10a	M14x1,25x35,-40	11, R7f, 47, 48
	VA	8,5x19	35	245/40R19	5, 10mm	5', 10a	M14x1,25x35,-40	11, R7f, 47, 48
	HA	9,5x19	33	275/35R19	none		M14x1,25x30	11, R7f, 47, 48
	VA	8,5x19	35	245/40R19	5, 10mm	5', 10a	M14x1,25x35,-40	11, R7f, 47, 48
	HA	10,0x19	31	275/35R19	none		M14x1,25x30	K4b, 11, R7f, 47, 48
	VA	8,5x19	35	245/40R19	5, 10mm	5', 10a	M14x1,25x35,-40	11, R7f, 47, 48
	HA	10,0x19	38	275/35R19	none		M14x1,25x30	11, R7f, 47, 48
	VA	8,5x19	35	245/40R19	5, 10mm	5', 10a	M14x1,25x35,-40	11, R7f, 47, 48
	HA	10,0x19	31	285/35R19	none		M14x1,25x30	K4b 11, R7f, 47, 48
	VA	8,5x19	35	245/40R19	5, 10mm	5', 10a	M14x1,25x35,-40	11, R7f, 47, 48
	HA	10,0x19	38	285/35R19	none		M14x1,25x30	K4b 11, R7f, 47, 48

20 Zoll / 20 Inch




Design	Achse <i>Axle</i>	Größe <i>Size</i>	ET <i>Offset</i>	Reifengröße <i>Tyre size</i>	Distanzscheibenstärke <i>Spacer thickness</i>	Distanzscheiben [siehe unten] <i>Spacer [see below]</i>	Radschrauben <i>Bolts</i>	Auflagen <i>Remarks</i>
Race GTP	VA	8,5x20	35	245/35R20	0, 5, 10mm	0, 5', 10a	M14x1,25x30,-35,-40	11, 47, 48
	HA	10,0x20	46	275/30R20	0, 5, 10mm	0, 5', 10a	M14x1,25x30,-35,-40	11, 47, 48
	VA	8,5x20	35	245/35R20	0, 5, 10mm	0, 5', 10a	M14x1,25x30,-35,-40	11, 47, 48
	HA	10,0x20	46	285/30R20	0, 5mm	0, 5'	M14x1,25x30,-35	11, 47, 48
	VA	8,5x20	35	255/35R20	0, 5, (10mm)	0, 5', (10a)	M14x1,25x30,-35,(-40)	(K4a), 11, 47, 48
	HA	10,0x20	46	285/30R20	0, 5mm	0, 5'	M14x1,25x30,-35	11, 47, 48
	VA	8,5x20	35	245/35R20	0, 5, 10mm	0, 5', 10a	M14x1,25x30,-35,-40	11, 47, 48
	HA	10,0x20	30	275/30R20	none		M14x1,25x30	K4b, 11, 47, 48
	VA	8,5x20	35	245/35R20	0, 5, 10mm	0, 5', 10a	M14x1,25x30,-35,-40	11, 47, 48
	HA	10,0x20	30	285/30R20	none		M14x1,25x30	K4b, 11, 47, 48
	VA	8,5x20	35	255/35R20	0, 5, (10mm)	0, 5', (10a)	M14x1,25x30,-35,(-40)	(K4a), 11, 47, 48
	HA	10,0x20	30	285/30R20	none		M14x1,25x30	K4b, 11, 47, 48
Spirit R	VA	8,5x20	35	245/35R20	0, 5, 10mm	0, 5', 10a	M14x1,25x30,-35,-40	11, 47, 48
	HA	10,0x20	46	275/30R20	0, 5, 10mm	0, 5', 10a	M14x1,25x30,-35,-40	11, 47, 48
	VA	8,5x20	35	245/35R20	0, 5, 10mm	0, 5', 10a	M14x1,25x30,-35,-40	11, 47, 48
	HA	10,0x20	46	285/30R20	0, 5mm	0, 5'	M14x1,25x30,-35	11, 47, 48
	VA	8,5x20	35	255/35R20	0, 5, (10mm)	0, 5', (10a)	M14x1,25x30,-35,(-40)	(K4a), 11, 47, 48
	HA	10,0x20	46	285/30R20	0, 5mm	0, 5'	M14x1,25x30,-35	11, 47, 48
	VA	8,5x20	35	245/35R20	0, 5, 10mm	0, 5', 10a	M14x1,25x30,-35,-40	11, 47, 48
	HA	10,0x20	30	275/30R20	none	0a	M14x1,25x30	K4b, 11, 47, 48
	VA	8,5x20	35	245/35R20	0, 5, 10mm	0, 5', 10a	M14x1,25x30,-35,-40	11, 47, 48
	HA	10,0x20	30	285/30R20	none	0a	M14x1,25x30	11, K4b, 47, 48
	VA	8,5x20	35	255/35R20	0, 5, (10mm)	0, 5', (10a)	M14x1,25x30,-35,(-40)	(K4a), 11, 47, 48
	HA	10,0x20	30	285/30R20	none	0a	M14x1,25x30	K4b, 11, 47, 48
	VA	8,5x20	35	245/35R20	0, 5, 10mm	0, 5', 10a	M14x1,25x30,-35,-40	11, 47, 48
	HA	9,5x20	46	275/30R20	0, 5, 10mm	0, 5', 10a	M14x1,25x30,-35,-40	11, 47, 48
	VA	8,5x20	35	245/35R20	0, 5, 10mm	0, 5', 10a	M14x1,25x30,-35,-40	11, 47, 48
	HA	9,5x20	46	285/30R20	0, 5, 10mm	0, 5', 10a	M14x1,25x30,-35,-40	11, 47, 48
VA	8,5x20	35	255/35R20	0, 5, (10mm)	0, 5', (10a)	M14x1,25x30,-35,(-40)	(K4a), 11, 47, 48	
HA	9,5x20	46	285/30R20	0, 5, 10mm	0, 5', 10a	M14x1,25x30,-35,-40	11, 47, 48	
Race GTS	VA	8,5x20	35	245/35R20	0, 5, 10mm	0, 5', 10a	M14x1,25x30,-35,-40	11, 47, 48
	HA	10,0x20	35	275/30R20	none		M14x1,25x30	11, 47, 48
	VA	8,5x20	35	245/35R20	0, 5, 10mm	0, 5', 10a	M14x1,25x30,-35,-40	11, 47, 48
	HA	10,0x20	35	285/30R20	none		M14x1,25x30	K4b, 11, 47, 48
	VA	8,5x20	35	255/35R20	0, 5, (10mm)	0, 5', (10a)	M14x1,25x30,-35,(-40)	(K4a), 11, 47, 48
	HA	10,0x20	35	285/30R20	none		M14x1,25x30	K4b, 11, 47, 48

Race LS	VA	8,5x20	35	245/35R20	0, 5, 10mm	0, 5', 10a	M14x1,25x30,-35,-40	11, 47, 48
	HA	10,0x20	35	275/30R20	none		M14x1,25x30	11, 47, 48
	VA	8,5x20	35	245/35R20	0, 5, 10mm	0, 5', 10a	M14x1,25x30,-35,-40	11, 47, 48
	HA	10,0x20	35	285/30R20	none		M14x1,25x30	K4b, 11, 47, 48
	VA	8,5x20	35	255/35R20	0, 5, (10mm)	0, 5', (10a)	M14x1,25x30,-35,-(40)	(K4a), 11, 47, 48
	HA	10,0x20	35	285/30R20	none		M14x1,25x30	K4b, 11, 47, 48
	VA	8,5x20	35	245/35R20	0, 5, 10mm	0, 5', 10a	M14x1,25x30,-35,-40	11, 47, 48
	HA	9,5x20	46	275/30R20	0, 5, 10mm	0, 5', 10a	M14x1,25x30,-35,-40	11, 47, 48
	VA	8,5x20	35	245/35R20	0, 5, 10mm	0, 5', 10a	M14x1,25x30,-35,-40	11, 47, 48
	HA	9,5x20	46	285/30R20	0, 5, 10mm	0, 5', 10a	M14x1,25x30,-35,-40	11, 47, 48
	VA	8,5x20	35	255/35R20	0, 5, (10mm)	0, 5', (10a)	M14x1,25x30,-35,-(40)	(K4a), 11, 47, 48
	HA	9,5x20	46	285/30R20	0, 5, 10mm	0, 5', 10a	M14x1,25x30,-35,-40	11, 47, 48
Fascinate	VA	8,5x20	35	245/35R20	0, 5, 10mm	0, 5', 10a	M14x1,25x30,-35,-40	11, 47, 48
	HA	10,0x20	35	275/30R20	none		M14x1,25x30	11, 47, 48
	VA	8,5x20	35	245/35R20	0, 5, 10mm	0, 5', 10a	M14x1,25x30,-35,-40	11, 47, 48
	HA	10,0x20	35	285/30R20	none		M14x1,25x30	K4b, 11, 47, 48
	VA	8,5x20	35	255/35R20	0, 5, (10mm)	0, 5', (10a)	M14x1,25x30,-35,-(40)	(K4a), 11, 47, 48
	HA	10,0x20	35	285/30R20	none		M14x1,25x30	K4b, 11, 47, 48
Race GTS 2	VA	8,5x20	35	245/35R20	0, 5, 10mm	0, 5', 10a	M14x1,25x30,-35,-40	11, 47, 48
	HA	10,0x20	35	275/30R20	none	0a	M14x1,25x30	11, 47, 48
	VA	8,5x20	35	245/35R20	0, 5, 10mm	0, 5', 10a	M14x1,25x30,-35,-40	11, 47, 48
	HA	10,0x20	35	285/30R20	none	0a	M14x1,25x30	K4b, 11, 47, 48
	VA	8,5x20	35	255/35R20	0, 5, (10mm)	0, 5', (10a)	M14x1,25x30,-35,-(40)	(K4a), 11, 47, 48
	HA	10,0x20	35	285/30R20	none	0a	M14x1,25x30	K4b, 11, 47, 48
Spirit II	VA	8,5x20	35	245/35R20	0, 5, 10mm	0, 5', 10a	M14x1,25x30,-35,-40	11, 47, 48
	HA	10,0x20	40	275/30R20	0, 5mm	0, 5'	M14x1,25x30,-35	11, 47, 48
	VA	8,5x20	35	245/35R20	0, 5, 10mm	0, 5', 10a	M14x1,25x30,-35,-40	11, 47, 48
	HA	10,0x20	40	285/30R20	none		M14x1,25x30	11, 47, 48
	VA	8,5x20	35	255/35R20	0, 5, (10mm)	0, 5', (10a)	M14x1,25x30,-35,-(40)	(K4a), 11, 47, 48
	HA	10,0x20	40	285/30R20	none		M14x1,25x30	11, 47, 48

Race LS 2	VA	8,5x20	35	245/35R20	0, 5, 10mm	0, 5', 10a	M14x1,25x30,-35,-40	11, 47, 48
	HA	10,0x20	46	275/30R20	0, 5, 10mm	0, 5', 10a	M14x1,25x30,-35,-40	11, 47, 48
	VA	8,5x20	35	245/35R20	0, 5, 10mm	0, 5', 10a	M14x1,25x30,-35,-40	11, 47, 48
	HA	10,0x20	46	285/30R20	0, 5mm	0a, 5'a	M14x1,25x30,-35	11, 47, 48
	VA	8,5x20	35	255/35R20	0, 5, (10mm)	0, 5', (10a)	M14x1,25x30,-35,(-40)	(K4a), 11, 47, 48
	HA	10,0x20	46	285/30R20	0, 5mm	0a, 5'a	M14x1,25x30,-35	11, 47, 48
	VA	8,5x20	35	245/35R20	0, 5, 10mm	0, 5', 10a	M14x1,25x30,-35,-40	11, 47, 48
	HA	10,0x20	38	275/30R20	0, 5mm	0a, 5'a	M14x1,25x30,-35	11, 47, 48
	VA	8,5x20	35	245/35R20	0, 5, 10mm	0, 5', 10a	M14x1,25x30,-35,-40	11, 47, 48
	HA	10,0x20	38	285/30R20	none	0a	M14x1,25x30	11, 47, 48
	VA	8,5x20	35	255/35R20	0, 5, (10mm)	0, 5', (10a)	M14x1,25x30,-35,(-40)	(K4a), 11, 47, 48
	HA	10,0x20	38	285/30R20	none	0a	M14x1,25x30	11, 47, 48
	VA	8,5x20	35	245/35R20	0, 5, 10mm	0, 5', 10a	M14x1,25x30,-35,-40	11, 47, 48
	HA	9,5x20	46	275/30R20	0, 5, 10mm	0, 5', 10a	M14x1,25x30,-35,-40	11, 47, 48
	VA	8,5x20	35	245/35R20	0, 5, 10mm	0, 5', 10a	M14x1,25x30,-35,-40	11, 47, 48
	HA	9,5x20	46	285/30R20	0, 5, 10mm	0, 5', 10a	M14x1,25x30,-35,-40	11, 47, 48
	VA	8,5x20	35	255/35R20	0, 5, (10mm)	0, 5', (10a)	M14x1,25x30,-35,(-40)	(K4a), 11, 47, 48
	HA	9,5x20	46	285/30R20	0, 5, 10mm	0, 5', 10a	M14x1,25x30,-35,-40	11, 47, 48
Topas	VA	9,0x20	25	245/35R20	none		M14x1,25x30	K4a, 11, 47, 48
	HA	10,0x20	31	275/30R20	none		M14x1,25x30	K4b, 11, 47, 48
	VA	9,0x20	31	245/35R20	none		M14x1,25x30	11, 47, 48
	HA	10,0x20	38	275/30R20	none		M14x1,25x30	11, 47, 48
	VA	9,0x20	25	255/35R20	none		M14x1,25x30	K4a, 11, 47, 48
	HA	10,0x20	31	285/30R20	none		M14x1,25x30	K4b, 11, 47, 48
	VA	9,0x20	31	255/35R20	none		M14x1,25x30	11, 47, 48
	HA	10,0x20	38	285/30R20	none		M14x1,25x30	11, 47, 48
	VA	9,0x20	31	255/35R20	none (only F13)		M14x1,25x30	11, 47, 48
	HA	10,5x20	39	285/30R20	none (only F13)		M14x1,25x30	K4b, 11, 47, 48

21 Zoll / 21 Inch

Design	Achse <i>Axle</i>	Größe <i>Size</i>	ET <i>Offset</i>	Reifengröße <i>Tyre size</i>	Distanzscheibenstärke <i>Spacer thickness</i>	Distanzscheiben [siehe unten] <i>Spacer [see below]</i>	Radschrauben <i>Bolts</i>	Auflagen <i>Remarks</i>
Race GTP	VA	9,0x21	33	255/30R21	none	only Coupe	M14x1,25x30	11, 47, 48
	HA	9,0x21	33	255/30R21	0, 5, 10, (15mm)	only Coupe	M14x1,25x30,-35,-40,-(45)	(K4b), R7f, 11, 47, 48
	VA	9,0x21	33	255/30R21	none		M14x1,25x30	11, 47, 48
	HA	10,5x21	44	295/25R21	0, (5mm)	0, (5')	M14x1,25x30,-(35)	(K4b), 11, 47, 48
Fascinate	VA	9,0x21	35	255/30R21	none		M14x1,25x30	11, 47, 48
	HA	9,0x21	35	255/30R21	0, 5, 10, (15mm)	0, 5', 10a, (15a)	M14x1,25x30,-35,-40,-(45)	(K4b), R7f, 11, 47, 48
	VA	9,0x21	35	255/30R21	none		M14x1,25x30	11, 47, 48
	HA	10,5x21	44	295/25R21	0, (5mm)	0, (5')	M14x1,25x30,-(35)	(K4b), 11, 47, 48
Race LS	VA	9,0x21	35	255/30R21	0, (5, 10mm)	0a, (5'a), (10b)	M14x1,25x30,-(35),(-40)	(K4a), 11, 47, 48
	HA	9,0x21	35	255/30R21	0, 5, 10, 15, (20mm)	0a, 5'a, 10b, 15b, (20b)	M14x1,25x30,-35,-40,-45,-(50)	(K4b), R7f, 11, 47, 48
	VA	9,0x21	35	255/30R21	0, (5, 10mm)	0a, (5'a), (10b)	M14x1,25x30,-(35),(-40)	(K4a), 11, 47, 48
	HA	10,0x21	38	295/25R21	none	0a	M14x1,25x30	11, K4b, 47, 48
Race GTR	VA	9,0x21	35	255/30R21	0, (5, 10mm)	0, (5'), (10a)	M14x1,25x30,-(35),(-40)	(K4a), 11, 47, 48
	HA	9,0x21	35	255/30R21	0, 5, 10, 15, (20mm)	0, 5', 10a, 15a, (20a)	M14x1,25x30,-35,-40,-45,-(50)	(K4b), R7f, 11, 47, 48
	VA	9,0x21	35	255/30R21	0, (5, 10mm)	0, (5'), (10a)	M14x1,25x30,-(35),(-40)	(K4a), 11, 47, 48
	HA	10,0x21	35	295/25R21	none		M14x1,25x30	11, K4b, 47, 48
Spirit R	VA	9,0x21	35	255/30R21	0, (5, 10mm)	0a, (5'a), (10b)	M14x1,25x30,-(35),(-40)	(K4a), 11, 47, 48
	HA	9,0x21	35	255/30R21	0, 5, 10, 15, (20mm)	0a, 5'a, 10b, 15b, (20b)	M14x1,25x30,-35,-40,-45,-(50)	(K4b), R7f, 11, 47, 48
	VA	9,0x21	35	255/30R21	0, (5, 10mm)	0a, (5'a), (10b)	M14x1,25x30,-(35),(-40)	(K4a), 11, 47, 48
	HA	10,0x21	38	295/25R21	none	0a	M14x1,25x30	11, K4b, 47, 48
Topas	VA	9,0x21	31	255/30R21	none		M14x1,25x30	11, 47, 48
	HA	9,0x21	31	255/30R21	0, 5mm	0, 5'	M14x1,25x30,-35	R7f, 11, 47, 48
	VA	9,0x21	31	255/30R21	none		M14x1,25x30	K4a, 11, 47, 48
	HA	10,5x21	36	295/25R21	none		M14x1,25x30	K4b, 11, 47, 48
	VA	9,0x21	25	255/30R21	none		M14x1,25x30	K4a, 11, 47, 48
	HA	10,5x21	36	295/25R21	none		M14x1,25x30	K4b, 11, 47, 48
Race LS 2	VA	9,0x21	30	255/30R21	none		M14x1,25x30	11, 47, 48
	HA	9,0x21	30	255/30R21	0, 5, (10mm)	0a, 5'a, (10b)	M14x1,25x30,-35,-(40)	(K4b), R7f, 11, 47, 48
	VA	9,0x21	30	255/30R21	none		M14x1,25x30	11, 47, 48
	HA	10,5x21	44	295/25R21	0, (5mm)	0a, (5'a)	M14x1,25x30,-(35)	(K4b), 11, 47, 48

Legende / legend			
11	Nur in Kombination mit Reifendruckkontrollsystem ab Bj. 03.2014 <i>Only in combination with tire pressure sensors from Bj. 03.2014</i>	Original Nummer BMW: - 36 106 798 872 <i>OE spare number: BMW - 36 106 798 872</i>	Zubehör Nummer: HUF - RDE017V21 <i>aftermarket number: HUF - RDE017V21</i>
K4a	An Achse 1 ist eine ausreichende Radabdeckung und Freigang herzustellen. Siehe TÜV Teilgutachten. <i>On axis 1 a sufficient fender clearance needs to be ensured. See TÜV certificate.</i>		
K4b	An Achse 2 ist eine ausreichende Radabdeckung und Freigang herzustellen. Siehe TÜV Teilgutachten. <i>On axis 2 a sufficient fender clearance needs to be ensured. See TÜV certificate.</i>		
R1	Reifenfreigabe erforderlich <i>Tyre approval required.</i>		
R7f	Achslasten sind zu beachten. <i>Axle loads must be checked.</i>		
xD	Diese Reifenkombination ist nicht zulässig für x-drive Modelle <i>This tire combination is not approved for x-drive models</i>		
47	Genauere Auflagen sind den jeweiligen TÜV Teilgutachten zu entnehmen. <i>Detailed requirements are given in the relevant TÜV certificate.</i>		
48	Bei der Verwendung dieser Rad/Reifenkombination ist beim Fall einer Reifenpanne ein Ersatzrad oder Reifenpannen-Set mitzuführen. <i>User instruction: When using this wheel/tire combination it is necessary to provide a spare wheel or a set for tire breakdown for emergency.</i>		
x10	Keine 10mm Distanzscheibe möglich, da zu hohe Radnabe. <i>No 10mm spacer possible, because of wheel hub.</i>		
Artikelnummer Distanzscheibe / spacer part number			
0	None		
0a	None +2ZR		
5 ¹	751207250501		
5 ⁴	751207410504		
10	751207411006		
15	751207411506		
20	751207412006		
25	751207412506		
5 ¹ a	751207250501 +2ZR		
5 ⁴ a	751207410504 +2ZR		
10a	751207411006 +2ZR		
15a	751207411506 +2ZR		
20a	751207412006 +2ZR		
25a	751207412506 +2ZR		
10b	751207411006 +4ZR		
15b	751207411506 +4ZR		
20b	751207412006 +4ZR		
25b	751207412506 +4ZR		
Farblegende / color legend			
	problemlos <i>unproblematically</i>		
	laut STVZO problemlos, EU grenzwertig <i>by STVZO unproblematically, EU is uncertain</i>		
	evtl mit Karosseriearbeit verbunden <i>related with possible bodywork</i>		