

7 Series



BMW 7er Limousine, 730i, Typ E65, 231 PS / 170 kW
 BMW 7er Limousine, 730d, Typ E65, 204 PS / 150 kW
 BMW 7er Limousine, 730d, Typ E65, 231 PS / 170 kW
 BMW 7er Limousine, 730d, Typ E65, 218 PS / 160 kW
 BMW 7er Limousine, 735i, Typ E65, 272 PS / 200 kW
 BMW 7er Limousine, 740d, Typ E65, 258 PS / 190 kW
 BMW 7er Limousine, 745i, Typ E65, 333 PS / 245 kW
 BMW 7er Limousine, 760i, Typ E65, 445 PS / 327 kW
 BMW 7er Limousine, 730i, Typ E65 Facelift, 258 PS / 190 kW
 BMW 7er Limousine, 730d, Typ E65 Facelift, 211 PS / 155 kW
 BMW 7er Limousine, 730d, Typ E65 Facelift, 231 PS / 170 kW
 BMW 7er Limousine, 740i, Typ E65 Facelift, 306 PS / 225 kW
 BMW 7er Limousine, 745d, Typ E65 Facelift, 299 PS / 220 kW
 BMW 7er Limousine, 745d, Typ E65 Facelift, 329 PS / 242 kW
 BMW 7er Limousine, 750i, Typ E65 Facelift, 367 PS / 270 kW
 BMW 7er Limousine, 760i, Typ E65 Facelift, 445 PS / 327 kW

BMW 7er Limousine, 730i Langversion, Typ E66, 231 PS / 170 kW
 BMW 7er Limousine, 735i Langversion, Typ E66, 272 PS / 200 kW
 BMW 7er Limousine, 745i Langversion, Typ E66, 333 PS / 245 kW
 BMW 7er Limousine, 730d Langversion, Typ E66 Facelift, 211 PS / 155 kW
 BMW 7er Limousine, 730d Langversion, Typ E66 Facelift, 231 PS / 170 kW
 BMW 7er Limousine, 730i Langversion, Typ E66 Facelift, 258 PS / 190 kW
 BMW 7er Limousine, 740i Langversion, Typ E66 Facelift, 306 PS / 225 kW
 BMW 7er Limousine, 745i Langversion, Typ E66 Facelift, 333 PS / 245 kW
 BMW 7er Limousine, 750i Langversion, Typ E66 Facelift, 367 PS / 270 kW
 BMW 7er Limousine, 760i Langversion, Typ E66 Facelift, 445 PS / 327 kW

Application								
BMW 7er Typ E65 / E66 (incl. Facelift)								5x120
19 Zoll / 19 Inch								
Design	Achse <i>Axle</i>	Größe <i>Size</i>	ET <i>Offset</i>	Reifengröße <i>Tyre size</i>	Distanzscheibenstärke <i>Spacer thickness</i>	Distanzscheiben [siehe unten] <i>Spacer [see below]</i>	Radschrauben <i>Bolts</i>	Auflagen <i>Remarks</i>
Race GTS 2	VA	8,5x19	40	245/45R19	10mm	10a	M14x1,5x40	K4a, R7f, 47, 48
	HA	9,5x19	40	275/40R19	10, 15, 20mm	10a, 15a, 20a	M14x1,5x40,-45,-50	K4b, R7f, 47, 48
Race GTP	VA	8,5x19	38	245/45R19	10mm (wheel not for 760i)	10a	M14x1,5x40	K4a, R7f, 47, 48
	HA	9,5x19	42	275/40R19	10, 15, 20mm (wheel not for 760i)	10a, 15a, 20a	M14x1,5x40,-45,-50	K4b, R7f, 47, 48
Fascinate	VA	8,5x19	38	245/45R19	10mm	10a	M14x1,5x40	K4a, R7f, 47, 48
	HA	9,5x19	42	275/40R19	10, 15, 20mm	10a, 15a, 20a	M14x1,5x40,-45,-50	K4b, R7f, 47, 48
Race LS	VA	8,5x19	42	245/45R19	10mm	10a	M14x1,5x40	K4a, R7f, 47, 48
	HA	9,5x19	42	275/40R19	10, 15, 20mm	10a, 15a, 20a	M14x1,5x40,-45,-50	K4b, R7f, 47, 48
Spirit R	VA	8,5x19	42	245/45R19	10mm	10a	M14x1,5x40	K4a, R7f, 47, 48
	HA	9,5x19	42	275/40R19	10, 15, 20mm	10a, 15a, 20a	M14x1,5x40,-45,-50	K4b, R7f, 47, 48
Race GTS	VA	8,5x19	30	245/45R19	5mm	5'	M14x1,5x35	K4a, R7f, 47, 48
	HA	9,5x19	35	275/40R19	5, 10, 15mm	5', 10a, 15a	M14x1,5x35,-40,-45	K4b, R7f, 47, 48
Spirit II	VA	8,5x19	35	245/45R19	10mm	10a	M14x1,5x40	K4a, R7f, 47, 48
	HA	9,5x19	40	275/40R19	10, 15, 20mm	10a, 15a, 20a	M14x1,5x40,-45,-50	K4b, R7f, 47, 48
Race LS 2	VA	8,5x19	35	245/45R19	10mm	10a	M14x1,5x40	K4a, R7f, 47, 48
	HA	9,5x19	46	275/40R19	15, 20, 25mm	15a, 20a, 25a	M14x1,5x45,-50,-55	K4b, R7f, 47, 48

20 Zoll / 20 Inch




Design	Achse <i>Axle</i>	Größe <i>Size</i>	ET <i>Offset</i>	Reifengröße <i>Tyre size</i>	Distanzscheibenstärke <i>Spacer thickness</i>	Distanzscheiben [siehe unten] <i>Spacer [see below]</i>	Radschrauben <i>Bolts</i>	Auflagen <i>Remarks</i>
Race GTP	VA	8,5x20	35	245/40R20	10mm	10a	M14x1,5x40	K4a, R7f, 47, 48
	HA	10,0x20	30	275/35R20	0, 5, 10mm	0, 5', 10a	M14x1,5x30,-35,-40	K4b, R7f, 47, 48
Spirit R	VA	8,5x20	35	245/40R20	10mm	10a	M14x1,5x40	K4a, R7f, 47, 48
	HA	10,0x20	30	275/35R20	0, 5, 10mm	0a, 5'a, 10b	M14x1,5x30,-35,-40	K4b, R7f, 47, 48
	VA	8,5x20	35	245/40R20	10mm	10a	M14x1,5x40	K4a, R7f, 47, 48
	HA	9,5x20	46	275/35R20	15, 20mm	15a, 20a	M14x1,5x45,-50	K4b, R7f, 47, 48
Race GTS	VA	8,5x20	35	245/40R20	10mm	10a	M14x1,5x40	K4a, R7f, 47, 48
	HA	10,0x20	35	275/35R20	5, 10, 15mm	5', 10a, 15a	M14x1,5x35,-40,-45	K4b, R7f, 47, 48
Race LS	VA	8,5x20	35	245/40R20	10mm	10a	M14x1,5x40	K4a, R7f, 47, 48
	HA	10,0x20	35	275/35R20	5, 10, 15mm	5', 10a, 15a	M14x1,5x35,-40,-45	K4b, R7f, 47, 48
	VA	8,5x20	35	245/40R20	10mm	10a	M14x1,5x40	K4a, R7f, 47, 48
	HA	9,5x20	46	275/35R20	15, 20mm	15a, 20a	M14x1,5x45,-50	K4b, R7f, 47, 48
Fascinate	VA	8,5x20	35	245/40R20	10mm	10a	M14x1,5x40	K4a, R7f, 47, 48
	HA	10,0x20	35	275/35R20	5, 10, 15mm	5', 10a, 15a	M14x1,5x35,-40,-45	K4b, R7f, 47, 48
Race GTS 2	VA	8,5x20	35	245/40R20	10mm	10a	M14x1,5x40	K4a, R7f, 47, 48
	HA	10,0x20	35	275/35R20	5, 10, 15mm	5'a, 10b, 15b	M14x1,5x35,-40,-45	K4b, R7f, 47, 48
Spirit II	VA	8,5x20	35	245/40R20	10mm	10a	M14x1,5x40	K4a, R7f, 47, 48
	HA	10,0x20	40	275/35R20	10, 15, 20mm	10a, 15a, 20a	M14x1,5x40,-45,-50	K4b, R7f, 47, 48
Race LS 2	VA	8,5x20	35	245/40R20	10mm	10a	M14x1,5x40	K4a, R7f, 47, 48
	HA	10,0x20	38	275/35R20	10, 15, 20mm	10b, 15b, 20b	M14x1,5x40,-45,-50	K4b, R7f, 47, 48

21 Zoll / 21 Inch

Design	Achse <i>Axle</i>	Größe <i>Size</i>	ET <i>Offset</i>	Reifengröße <i>Tyre size</i>	Distanzscheibenstärke <i>Spacer thickness</i>	Distanzscheiben [siehe unten] <i>Spacer [see below]</i>	Radschrauben <i>Bolts</i>	Auflagen <i>Remarks</i>
Race GTP	VA	9,0x21	30	245/35R21	5mm	5'	M14x1,5x35	K4a, R7f, 47, 48
	HA	10,5x21	30	285/30R21	0, 5mm	0, 5'	M14x1,5x30,-35	K4b, R7f, 47, 48
	VA	9,0x21	30	255/30R21	5mm	5'	M14x1,5x35	K4a, R7f, 47, 48
	HA	10,5x21	30	295/25R21	none		M14x1,5x30	K4b, R7f, 47, 48
Fascinate	VA	9,0x21	35	245/35R21	10mm	10a	M14x1,5x-40	K4a, R7f, 47, 48
	HA	10,5x21	30	285/30R21	0, 5mm	0, 5'	M14x1,5x30,-35	K4b, R7f, 47, 48
	VA	9,0x21	35	255/30R21	10mm	10a	M14x1,5x-40	K4a, R7f, 47, 48
	HA	10,5x21	30	295/25R21	none		M14x1,5x30	K4b, R7f, 47, 48
Race GTR	VA	9,0x21	35	245/35R21	10mm	10a	M14x1,5x40	K4a, R7f, 47, 48
	HA	10,0x21	35	285/30R21	5, 10mm	5', 10a	M14x1,5x35,-40	K4b, R7f, 47, 48
	VA	9,0x21	35	255/30R21	10mm	10a	M14x1,5x40	K4a, R7f, 47, 48
	HA	10,0x21	35	295/25R21	5, 10mm	5', 10a	M14x1,5x35,-40	K4b, R7f, 47, 48
Race LS	VA	9,0x21	35	245/35R21	10mm	10b	M14x1,5x40	K4a, R7f, 47, 48
	HA	10,0x21	38	285/30R21	5, 10mm	5'a, 10b	M14x1,5x35,-40	K4b, R7f, 47, 48
	VA	9,0x21	35	255/30R21	10mm	10b	M14x1,5x40	K4a, R7f, 47, 48
	HA	10,0x21	38	295/25R21	5, 10mm	5'a, 10b	M14x1,5x35,-40	K4b, R7f, 47, 48
Spirit R	VA	9,0x21	35	245/35R21	10mm	10b	M14x1,5x40	K4a, R7f, 47, 48
	HA	10,0x21	38	285/30R21	5, 10mm	5'a, 10b	M14x1,5x35,-40	K4b, R7f, 47, 48
	VA	9,0x21	35	255/30R21	10mm	10b	M14x1,5x40	K4a, R7f, 47, 48
	HA	10,0x21	38	295/25R21	5, 10mm	5'a, 10b	M14x1,5x35,-40	K4b, R7f, 47, 48
Race LS 2	VA	9,0x21	30	245/35R21	10mm	10b	M14x1,5x40	K4a, R7f, 47, 48
	HA	10,5x21	44	285/30R21	15mm	15b	M14x1,5x45	K4b, R7f, 47, 48
	VA	9,0x21	30	255/30R21	10mm	10b	M14x1,5x40	K4a, R7f, 47, 48
	HA	10,5x21	44	295/25R21	15mm	15b	M14x1,5x45	K4b, R7f, 47, 48

22 Zoll / 22 Inch

Design	Achse <i>Axle</i>	Größe <i>Size</i>	ET <i>Offset</i>	Reifengröße <i>Tyre size</i>	Distanzscheibenstärke <i>Spacer thickness</i>	Distanzscheiben [siehe unten] <i>Spacer [see below]</i>	Radschrauben <i>Bolts</i>	Auflagen <i>Remarks</i>
Spirit II	VA	9,0x22	30	265/30R22	5, 10, 15mm	5'a, 10b, 15b	M14x1,5x35,-40,-45	K4a, R7f, 47, 48
	HA	9,0x22	30	265/30R22	5, (10, 15, 20, 25mm)	5'a, (10b), (15b), (20b), (25b)	M14x1,5x35,(-40),(-45),(-50),(-55)	(K4b), R7f, 47, 48
	VA	9,0x22	30	255/30R22	5mm	5'a	M14x1,5x30	K4a, R7f, 47, 48
	HA	10,0x22	30	295/25R22	none	0a	M14x1,5x30	K4b, R7f, 47, 48
	VA	9,0x22	30	265/30R22	5mm	5'a	M14x1,5x30	K4a, R7f, 47, 48
	HA	10,0x22	30	295/25R22	none	0a	M14x1,5x30	K4b, R7f, 47, 48
Fascinate	VA	9,0x22	35	265/30R22	10mm	10b	M14x1,5x40	K4a, R7f, 47, 48
	HA	9,0x22	35	265/30R22	10, (15, 20, 25mm)	10b, (15b), (20b), (25b)	M14x1,5x40,(-45),(-50),(-55)	(K4b), R7f, 47, 48
	VA	9,0x22	35	255/30R22	10mm	10b	M14x1,5x40	K4a, R7f, 47, 48
	HA	10,0x22	30	295/25R22	none	0a	M14x1,5x30	K4b, R7f, 47, 48
	VA	9,0x22	35	265/30R22	10mm	10b	M14x1,5x40	K4a, R7f, 47, 48
	HA	10,0x22	30	295/25R22	none	0a	M14x1,5x30	K4b, R7f, 47, 48
Race LS	VA	9,0x22	35	265/30R22	10mm	10b	M14x1,5x40	K4a, R7f, 47, 48
	HA	9,0x22	35	265/30R22	10, (15, 20, 25mm)	10b, (15b), (20b), (25b)	M14x1,5x40,(-45),(-50),(-55)	(K4b), R7f, 47, 48
	VA	9,0x22	35	255/30R22	10mm	10b	M14x1,5x40	K4a, R7f, 47, 48
	HA	10,0x22	32	295/25R22	none	0a	M14x1,5x30	K4b, R7f, 47, 48
	VA	9,0x22	35	265/30R22	10mm	10b	M14x1,5x40	K4a, R7f, 47, 48
	HA	10,0x22	32	295/25R22	none	0a	M14x1,5x30	K4b, R7f, 47, 48
Topas	VA	9,0x22	30	265/30R22	5, 10, 15mm	5'a, 10b, 15b	M14x1,5x35,-40,-45	K4a, R7f, 47, 48
	HA	9,0x22	30	265/30R22	5, (10, 15, 20, 25mm)	5'a, (10b), (15b), (20b), (25b)	M14x1,5x35,(-40),(-45),(-50),(-55)	(K4b), R7f, 47, 48
	VA	9,0x22	30	255/30R22	5mm	5'a	M14x1,5x30	K4a, R7f, 47, 48
	HA	10,0x22	30	295/25R22	none	0a	M14x1,5x30	K4b, R7f, 47, 48
	VA	9,0x22	30	265/30R22	5mm	5'a	M14x1,5x30	K4a, R7f, 47, 48
	HA	10,0x22	30	295/25R22	none	0a	M14x1,5x30	K4b, R7f, 47, 48
Race LS 2	VA	9,0x22	30	265/30R22	5, 10, 15mm	5'a, 10b, 15b	M14x1,5x35,-40,-45	K4a, R7f, 47, 48
	HA	9,0x22	30	265/30R22	5, (10, 15, 20, 25mm)	5'a, (10b), (15b), (20b), (25b)	M14x1,5x35,(-40),(-45),(-50),(-55)	(K4b), R7f, 47, 48
	VA	9,0x22	30	255/30R22	5mm	5'a	M14x1,5x30	K4a, R7f, 47, 48
	HA	10,0x22	35	295/25R22	none	0a	M14x1,5x30	K4b, R7f, 47, 48
	VA	9,0x22	30	265/30R22	5mm	5'a	M14x1,5x30	K4a, R7f, 47, 48
	HA	10,0x22	35	295/25R22	none	0a	M14x1,5x30	K4b, R7f, 47, 48

Legende / legend	
K4a	An Achse 1 ist eine ausreichende Radabdeckung und Freigang herzustellen. Siehe TÜV Teilgutachten. <i>On axis 1 a sufficient fender clearance needs to be ensured. See TÜV certificate.</i>
K4b	An Achse 2 ist eine ausreichende Radabdeckung und Freigang herzustellen. Siehe TÜV Teilgutachten. <i>On axis 2 a sufficient fender clearance needs to be ensured. See TÜV certificate.</i>
R1	Reifenfreigabe erforderlich <i>Tyre approval required.</i>
R7f	Achslasten sind zu beachten. <i>Axle loads must be checked.</i>
xD	Diese Reifenkombination ist nicht zulässig für x-drive Modelle <i>This tire combination is not approved for x-drive models</i>
47	Genauere Auflagen sind den jeweiligen TÜV Teilgutachten zu entnehmen. <i>Detailed requirements are given in the relevant TÜV certificate.</i>
48	Bei der Verwendung dieser Rad/Reifenkombination ist beim Fall einer Reifenpanne ein Ersatzrad oder Reifenpannen-Set mitzuführen. <i>User instruction: When using this wheel/tire combination it is necessary to provide a spare wheel or a set for tire breakdown for emergency.</i>
x10	Keine 10mm Distanzscheibe möglich, da zu hohe Radnabe. <i>No 10mm spacer possible, because of wheel hub.</i>
Artikelnummer Distanzscheibe / spacer part number	
0	None
0a	None +2ZR
5 ¹	751207250501
5 ⁴	751207410504
10	751207411006
15	751207411506
20	751207412006
25	751207412506
5 ¹ a	751207250501 +2ZR
5 ⁴ a	751207410504 +2ZR
10a	751207411006 +2ZR
15a	751207411506 +2ZR
20a	751207412006 +2ZR
25a	751207412506 +2ZR
10b	751207411006 +4ZR
15b	751207411506 +4ZR
20b	751207412006 +4ZR
25b	751207412506 +4ZR
Farblegende / color legend	
	problemlos <i>unproblematically</i>
	laut STVZO problemlos, EU grenzwertig <i>by STVZO unproblematically, EU is uncertain</i>
	evtl mit Karosseriearbeit verbunden <i>related with possible bodywork</i>