



# BR-I



BMW 2er	F45 / F46
BMW 3er	G20
BMW 5er	G30
BMW 6er	G32
BMW 7er	G11 / G12
BMW 8er	G14 / G15 / G16
BMW X1	F48
BMW X2	F39
BMW X3	G01
BMW X4	G02
BMW X5	G05
BMW Z4	G29
Mini Clubman	F54
Mini Countryman	F60
Mini	F55 / F56 / F57

e1\*2007/46\*0371\*...  
e1\*2007/46\*1947\*...  
e1\*2007/46\*1688\*...  
e1\*2007/46\*1791\*...  
e1\*2007/46\*0276\*...  
e1\*2007/46\*1906\*...  
e1\*2007/46\*0371\*...  
e1\*2007/46\*1824\*...  
e1\*2007/46\*1797\*...  
e1\*2007/46\*1881\*...  
e1\*2007/46\*1918\*...  
e1\*2007/46\*1949\*...  
e1\*2007/46\*0371\*...  
e1\*2007/46\*1682\*...  
e1\*2007/46\*0371\*...

Application								
BMW 2er F45 / F46								5x112
18 Zoll / 18 Inch - 19 Zoll / 19 Inch								
Design	Achse <i>Axle</i>	Größe <i>Size</i>	ET <i>Offset</i>	Reifengröße <i>Tyre size</i>	Hinweis <i>Note</i>	ECE - Nr. <i>ECE - No.</i>	Radschrauben <i>Bolts</i>	RDKS <i>TMPS</i>
BR-I	VA	7,5x17	54	205/55 R17	not for JCW	 124R-011651	M14x1,25x30	10, 11
	HA	7,5x17	54	205/55 R17	not for JCW	 124R-011651	M14x1,25x30	10, 11
	Achse <i>Axle</i>	Größe <i>Size</i>	ET <i>Offset</i>	Reifengröße <i>Tyre size</i>	Distanzscheibenstärke <i>Spacer thickness</i>	Distanzscheiben [siehe unten] <i>Spacer [see below]</i>	Radschrauben <i>Bolts</i>	Auflagen <i>Remarks</i>
	VA	7,5x18	51	225/45 R18	0, 11mm		M14x1,25x30,-40	10, 11, 47, 48
	HA	7,5x18	51	225/45 R18	0, 11mm		M14x1,25x30,-40	10, 11, 47, 48
	VA	8,0x19	47	225/40 R18	none		M14x1,25x30	10, 11, 47, 48
HA	8,0x19	47	225/40 R18	none		M14x1,25x30	10, 11, 47, 48	

## 18 Zoll / 18 Inch - 20 Zoll / 20 Inch

Design	Achse <i>Axle</i>	Größe <i>Size</i>	ET <i>Offset</i>	Reifengröße <i>Tyre size</i>	Hinweis <i>Note</i>	ECE - Nr. <i>ECE - No.</i>	Radschrauben <i>Bolts</i>	RDKS <i>TMPS</i>
BR-I	VA	7,5x17	30	225/50 R17		E124R-011651	M14x1,25x30	17
	HA	7,5x17	30	225/50 R17		E124R-011651	M14x1,25x30	17
	VA	7,5x18	25	225/45 R18		E124R-011652	M14x1,25x30	17
	HA	7,5x18	25	225/45 R18		E124R-011652	M14x1,25x30	17
	VA	8,0x19	27	225/40 R19		E124R-011657	M14x1,25x30	17
	HA	8,5x19	40	255/35 R19		E124R-011658	M14x1,25x30	17
	VA	8,0x20	27	225/35 R20		E124R-011653	M14x1,25x30	17
	HA	8,5x20	40	255/30 R20		E124R-011647	M14x1,25x30	17
	Achse <i>Axle</i>	Größe <i>Size</i>	ET <i>Offset</i>	Reifengröße <i>Tyre size</i>	Distanzscheibenstärke <i>Spacer thickness</i>	Distanzscheiben [siehe unten] / Hump <i>Spacer [see below] / Hump</i>	Radschrauben <i>Bolts</i>	Auflagen <i>Remarks</i>
	VA	7,0x18	22	225/45 R18	0, 11, 15, (20mm)	0, 11°, 15°, (20°)	M14x1,25x30,-40,-45,-50	(K4a), 17, 47, 48
	HA	7,0x18	22	225/45 R18	0, 11, 15, (20mm)	0, 11°, 15°, (20°)	M14x1,25x30,-40,-45,-50	(K4b), 17, 47, 48
	VA	7,5x19	32	225/40 R19	0, 11, 15, 20mm	0, 11°, 15°, 20°	M14x1,25x30,-40,-45,-50	BD7, 17, R7f, K71, 47, 48
	HA	7,5x19	32	225/40 R19	0, 11, 15, 20mm	0, 11°, 15°, 20°	M14x1,25x30,-40,-45,-50	BD7, 17, R7f, K71, 47, 48
	VA	8,0x19	30	225/40 R19	0, 11, (15, 20mm)	0, 11°, (15°, 20°)	M14x1,25x30,-40,-45,-50	(K4a), 17, R7f, 47, 48
	HA	8,0x19	30	225/40 R19	0, 11, (15, 20mm)	0, 11°, (15°, 20°)	M14x1,25x30,-40,-45,-50	(K4b), 17, R7f, 47, 48
	VA	8,0x19	30	245/35 R19	0, (11, 15, 20mm)	0, (11°, 15°, 20°)	M14x1,25x30,-40,-45,-50	(K4a), 17, R7f, 47, 48
	HA	8,0x19	30	245/35 R19	0, (11, 15, 20mm)	0, (11°, 15°, 20°)	M14x1,25x30,-40,-45,-50	(K4b), 17, R7f, 47, 48
	VA	8,5x19	25	225/40 R19	0, (11mm)	0, (11°)	M14x1,25x30, (-40)	(K4a), 17, R7f, 47, 48
	HA	8,5x19	25	225/40 R19	0, (11mm)	0, (11°)	M14x1,25x30, (-40)	(K4b), 17, R7f, 47, 48
	VA	8,5x19	25	245/35 R19	0, (11mm)	0, (11°)	M14x1,25x30, (-40)	(K4a), 17, R7f, 47, 48
HA	8,5x19	25	245/35 R19	0, (11mm)	0, (11°)	M14x1,25x30, (-40)	(K4b), 17, R7f, 47, 48	
VA	8,5x19	25	225/40 R19	0, (11mm)	0, (11°)	M14x1,25x30, (-40)	(K4a), 17, R7f, 47, 48	
HA	8,5x19	25	255/35 R19	0, 11mm	0, 11°	M14x1,25x30, -40	K4b, 17, R7f, 47, 48	
VA	8,5x19	25	225/40 R19	0, (11mm)	0, (11°)	M14x1,25x30, (-40)	(K4a), 17, R7f, 47, 48	
HA	9,0x19	38	255/35 R19	0, (11, 15mm)	0, (11°, 15°)	M14x1,25x30, (-40,-45)	(K4b), 17, R7f, 47, 48	







## 20 Zoll / 20 Inch

Design	Achse <i>Axle</i>	Größe <i>Size</i>	ET <i>Offset</i>	Reifengröße <i>Tyre size</i>	Distanzscheibenstärke <i>Spacer thickness</i>	Distanzscheiben [siehe unten] / Hump <i>Spacer [see below] / Hump</i>	Radschrauben <i>Bolts</i>	Auflagen <i>Remarks</i>
BR-I	VA	8,0x20	27	225/35 R20	0, (11, 15mm)	0, (11°, 15°)	M14x1,25x30, (-40,-45)	(K4a), 17, R7f, Tou, 47, 48
	HA	8,0x20	27	255/30 R20	0, (11, 15mm)	0, (11°, 15°)	M14x1,25x30, (-40,-45)	(K4b), 17, R7f, Tou, 47, 48
	VA	8,0x20	27	245/30 R20	0, (11, 15mm)	0, (11°, 15°)	M14x1,25x30, (-40,-45)	(K4a), 17, R7f, Tou, ex, 47, 48
	HA	8,0x20	27	245/30 R20	0, (11, 15mm)	0, (11°, 15°)	M14x1,25x30, (-40,-45)	(K4a), 17, R7f, Tou, ex, 47, 48
	VA	8,0x20	30	225/35 R20	0, (11, 15mm)	0, (11°, 15°)	M14x1,25x30, (-40,-45)	(K4a), 17, R7f, Tou, 47, 48
	HA	8,0x20	30	255/30 R20	0, (11, 15mm)	0, (11°, 15°)	M14x1,25x30, (-40,-45)	(K4b), 17, R7f, Tou, 47, 48
	VA	8,0x20	30	245/30 R20	0, 11, (15, 20mm)	0, 11°, (15°, 20°)	M14x1,25x30, -40,(-45,-50)	(K4a), 17, R7f, Tou, ex, 47, 48
	HA	8,0x20	30	245/30 R20	0, 11, (15, 20mm)	0, 11°, (15°, 20°)	M14x1,25x30, -40,(-45,-50)	(K4a), 17, R7f, Tou, ex, 47, 48
	VA	8,5x20	40	225/35 R20	11, 15, (20mm)	11°, 15°, (20°)	M14x1,25x30, -40,-45,(-50)	(K4a), 17, R7f, Tou, 47, 48
	HA	8,5x20	40	255/30 R20	11, 15, (20mm)	11°, 15°, (20°)	M14x1,25x30, -40,-45,(-50)	(K4b), 17, R7f, Tou, 47, 48
	VA	8,5x20	40	245/30 R20	11, 15, (20mm)	11°, 15°, (20°)	M14x1,25x30, -40,-45,(-50)	(K4a), 17, R7f, Tou, ex, 47, 48
	HA	8,5x20	40	245/30 R20	11, 15, (20mm)	11°, 15°, (20°)	M14x1,25x30, -40,-45,(-50)	(K4a), 17, R7f, Tou, ex, 47, 48
	VA	8,0x20	27	225/35 R20	0, (11, 15mm)	0, (11°, 15°)	M14x1,25x30, (-40,-45)	(K4a), 17, R7f, Tou, 47, 48
	HA	9,0x20	35	255/30 R20	0, (11mm)	0, (11°)	M14x1,25x30, (-40)	(K4b), 17, R7f, Tou, 47, 48
	VA	8,0x20	27	225/35 R20	0, (11, 15mm)	0, (11°, 15°)	M14x1,25x30, (-40,-45)	(K4a), 17, R7f, 47, 48
	HA	9,0x20	35	265/30 R20	0, (11mm)	0, (11°)	M14x1,25x30, (-40)	(K4b), 17, 47, 48
	VA	8,0x20	27	235/35 R20	0, (11, 15mm)	0, (11°, 15°)	M14x1,25x30, (-40,-45)	(K4a), 17, 47, 48
	HA	9,0x20	35	265/30 R20	0, (11mm)	0, (11°)	M14x1,25x30, (-40)	(K4b), 17, 47, 48
	VA	8,0x20	30	225/35 R20	0, (11, 15mm)	0, (11°, 15°)	M14x1,25x30, (-40,-45)	(K4a), 17, R7f, Tou, 47, 48
	HA	9,0x20	35	255/30 R20	0, (11mm)	0, (11°)	M14x1,25x30, (-40)	(K4b), 17, R7f, Tou, 47, 48
	VA	8,0x20	30	225/35 R20	0, (11, 15mm)	0, (11°, 15°)	M14x1,25x30, (-40,-45)	(K4a), 17, 47, 48
	HA	9,0x20	35	265/30 R20	0, (11mm)	0, (11°)	M14x1,25x30, (-40)	(K4b), 17, 47, 48
	VA	8,0x20	30	235/35 R20	0, 11, (15, 20mm)	0, 11°, (15°, 20°)	M14x1,25x30, -40,(-45,-50)	(K4a), 17, 47, 48
	HA	9,0x20	35	265/30 R20	0, (11mm)	0, (11°)	M14x1,25x30, (-40)	(K4b), 17, 47, 48
	VA	8,5x20	40	225/35 R20	11, 15, (20mm)	11°, 15°, (20°)	M14x1,25x30, -40,-45,(-50)	(K4a), 17, R7f, Tou, 47, 48
	HA	9,0x20	35	255/30 R20	0, (11mm)	0, (11°)	M14x1,25x30, (-40)	(K4b), 17, R7f, Tou, 47, 48
	VA	8,5x20	40	225/35 R20	11, 15, (20mm)	11°, 15°, (20°)	M14x1,25x30, -40,-45,(-50)	(K4a), 17, 47, 48
	HA	9,0x20	35	265/30 R20	0, (11mm)	0, (11°)	M14x1,25x30, (-40)	(K4b), 17, 47, 48
	VA	8,5x20	40	235/35 R20	11, 15, (20mm)	11°, 15°, (20°)	M14x1,25x30, -40,-45,(-50)	(K4a), 17, 47, 48
	HA	9,0x20	35	265/30 R20	0, (11mm)	0, (11°)	M14x1,25x30, (-40)	(K4b), 17, 47, 48
	VA	8,0x20	27	225/35 R20	0, (11, 15mm)	0, (11°, 15°)	M14x1,25x30, (-40,-45)	(K4a), 17, 47, 48
	HA	9,0x20	44	265/30 R20	0, 11, (15, 20mm)	0, 11°, (15°, 20°)	M14x1,25x30, -40,(-45,-50)	(K4b), 17, 47, 48

## 20 Zoll / 20 Inch

Design	Achse <i>Axle</i>	Größe <i>Size</i>	ET <i>Offset</i>	Reifengröße <i>Tyre size</i>	Distanzscheibenstärke <i>Spacer thickness</i>	Distanzscheiben [siehe unten] / Hump <i>Spacer [see below] / Hump</i>	Radschrauben <i>Bolts</i>	Auflagen <i>Remarks</i>
BR-I	VA	8,0x20	27	235/35 R20	0, (11, 15mm)	0, (11°, 15°)	M14x1,25x30, (-40,-45)	(K4a), 17, 47, 48
	HA	9,0x20	44	265/30 R20	0, 11, (15, 20mm)	0, 11°, (15°, 20°)	M14x1,25x30, -40,(-45,-50)	(K4b), 17, 47, 48
	VA	8,0x20	30	225/35 R20	0, (11, 15mm)	0, (11°, 15°)	M14x1,25x30, (-40,-45)	(K4a), 17, R7f, Tou, 47, 48
	HA	9,0x20	44	255/30 R20	0, 11, (15, 20mm)	0, 11°, (15°, 20°)	M14x1,25x30, -40,(-45,-50)	(K4b), 17, R7f, Tou, 47, 48
	VA	8,0x20	30	225/35 R20	0, (11, 15mm)	0, (11°, 15°)	M14x1,25x30, (-40,-45)	(K4a), 17, 47, 48
	HA	9,0x20	44	265/30 R20	0, 11, (15, 20mm)	0, 11°, (15°, 20°)	M14x1,25x30, -40,(-45,-50)	(K4b), 17, 47, 48
	VA	8,0x20	30	235/35 R20	0, 11, (15, 20mm)	0, 11°, (15°, 20°)	M14x1,25x30, -40,(-45,-50)	(K4a), 17, 47, 48
	HA	9,0x20	44	265/30 R20	0, 11, (15, 20mm)	0, 11°, (15°, 20°)	M14x1,25x30, -40,(-45,-50)	(K4b), 17, 47, 48
	VA	8,5x20	40	225/35 R20	11, 15, (20mm)	11°, 15°, (20°)	M14x1,25x30, -40,-45,(-50)	(K4a), 17, R7f, Tou, 47, 48
	HA	9,0x20	44	255/30 R20	0, 11, (15, 20mm)	0, 11°, (15°, 20°)	M14x1,25x30, -40,(-45,-50)	(K4b), 17, R7f, Tou, 47, 48
	VA	8,5x20	40	225/35 R20	11, 15, (20mm)	11°, 15°, (20°)	M14x1,25x30, -40,-45,(-50)	(K4a), 17, 47, 48
	HA	9,0x20	44	265/30 R20	0, 11, (15, 20mm)	0, 11°, (15°, 20°)	M14x1,25x30, -40,(-45,-50)	(K4b), 17, 47, 48
	VA	8,0x20	27	225/35 R20	0, (11, 15mm)	0, (11°, 15°)	M14x1,25x30, (-40,-45)	(K4a), 17, 47, 48
	HA	9,5x20	43	265/30 R20	0, (11, 15mm)	0, (11°, 15°)	M14x1,25x30, (-40,-45)	(K4b), 17, 47, 48
	VA	8,0x20	27	235/35 R20	0, (11, 15mm)	0, (11°, 15°)	M14x1,25x30, (-40,-45)	(K4a), 17, 47, 48
	HA	9,5x20	43	265/30 R20	0, (11, 15mm)	0, (11°, 15°)	M14x1,25x30, (-40,-45)	(K4b), 17, 47, 48
	VA	8,0x20	30	225/35 R20	0, (11, 15mm)	0, (11°, 15°)	M14x1,25x30, (-40,-45)	(K4a), 17, R7f, Tou, 47, 48
	HA	9,5x20	43	255/30 R20	0, (11, 15mm)	0, (11°, 15°)	M14x1,25x30, (-40,-45)	(K4b), 17, R7f, Tou, 47, 48
	VA	8,0x20	30	225/35 R20	0, (11, 15mm)	0, (11°, 15°)	M14x1,25x30, (-40,-45)	(K4a), 17, 47, 48
	HA	9,5x20	43	265/30 R20	0, (11, 15mm)	0, (11°, 15°)	M14x1,25x30, (-40,-45)	(K4b), 17, 47, 48
	VA	8,0x20	30	235/35 R20	0, 11, (15, 20mm)	0, 11°, (15°, 20°)	M14x1,25x30, -40,(-45,-50)	(K4a), 17, 47, 48
	HA	9,5x20	43	265/30 R20	0, (11, 15mm)	0, (11°, 15°)	M14x1,25x30, (-40,-45)	(K4b), 17, 47, 48
	VA	8,5x20	40	225/35 R20	11, 15, (20mm)	11°, 15°, (20°)	M14x1,25x30, -40,-45,(-50)	(K4a), 17, R7f, Tou, 47, 48
	HA	9,5x20	43	255/30 R20	0, (11, 15mm)	0, (11°, 15°)	M14x1,25x30, (-40,-45)	(K4b), 17, R7f, Tou, 47, 48
	VA	8,5x20	40	225/35 R20	11, 15, (20mm)	11°, 15°, (20°)	M14x1,25x30, -40,-45,(-50)	(K4a), 17, 47, 48
	HA	9,5x20	43	265/30 R20	0, (11, 15mm)	0, (11°, 15°)	M14x1,25x30, (-40,-45)	(K4b), 17, 47, 48
	VA	8,5x20	40	235/35 R20	11, 15, (20mm)	11°, 15°, (20°)	M14x1,25x30, -40,-45,(-50)	(K4a), 17, 47, 48
	HA	9,5x20	43	265/30 R20	0, (11, 15mm)	0, (11°, 15°)	M14x1,25x30, (-40,-45)	(K4b), 17, 47, 48

## 19 Zoll / 19 Inch - 20 Zoll / 20 Inch

Design	Achse <i>Axle</i>	Größe <i>Size</i>	ET <i>Offset</i>	Reifengröße <i>Tyre size</i>	Hinweis <i>Note</i>	ECE - Nr. <i>ECE - No.</i>	Radschrauben <i>Bolts</i>	RDKS <i>TMPS</i>
BR-I	VA	8,0x19	30	245/40 R19		 124R-011657	M14x1,25x30	15, 16
	HA	8,0x19	30	245/40 R19		 124R-011657	M14x1,25x30	15, 16
	VA	8,0x20	30	245/35 R20		 124R-011653	M14x1,25x30	15, 16
	HA	8,0x20	30	245/35 R20		 124R-011653	M14x1,25x30	15, 16
	VA	8,0x20	30	245/35 R20		 124R-011653	M14x1,25x30	15, 16
	HA	9,0x20	44	275/30 R20		 124R-011650	M14x1,25x30	15, 16
	Achse <i>Axle</i>	Größe <i>Size</i>	ET <i>Offset</i>	Reifengröße <i>Tyre size</i>	Distanzscheibenstärke <i>Spacer thickness</i>	Distanzscheiben [siehe unten] / Hump <i>Spacer [see below] / Hump</i>	Radschrauben <i>Bolts</i>	Auflagen <i>Remarks</i>
	VA	8,0x19	27	245/40 R19	0, (11, 15mm)	0, (11°, 15°)	M14x1,25x30,-(40,-45)	(K4a), 16, R7f, Tou, 47, 48
	HA	8,0x19	27	245/40 R19	0, (11, 15mm)	0, (11°, 15°)	M14x1,25x30,-(40,-45)	(K4b), 16, R7f, Tou, 47, 48
	VA	8,5x19	25	245/40 R19	none		M14x1,25x30	16, R7f, 47, 48
	HA	8,5x19	25	245/40 R19	none		M14x1,25x30	16, R7f, 47, 48
	VA	9,0x19	38	245/40 R19	0, (11, 15mm)	0, (11°, 15°)	M14x1,25x30,-(40,-45)	(K4a), 16, R7f, 47, 48
	HA	9,0x19	38	245/40 R19	0, (11, 15mm)	0, (11°, 15°)	M14x1,25x30,-(40,-45)	(K4b), 16, R7f, 47, 48
	VA	8,0x19	27	245/40 R19	0, (11, 15mm)	0, (11°, 15°)	M14x1,25x30,-(40,-45)	(K4a), 16, R7f, 47, 48
	HA	9,0x19	38	275/35 R19	0, (11, 15mm)	0, (11°, 15°)	M14x1,25x30,-(40,-45)	(K4b), 16, R7f, 47, 48
	VA	8,5x19	25	245/40 R19	none		M14x1,25x30	16, R7f, 47, 48
	HA	9,0x19	38	275/35 R19	0, (11, 15mm)	0, (11°, 15°)	M14x1,25x30,-(40,-45)	(K4b), 16, R7f, 47, 48

## 20 Zoll / 20 Inch



Design	Achse <i>Axle</i>	Größe <i>Size</i>	ET <i>Offset</i>	Reifengröße <i>Tyre size</i>	Distanzscheibenstärke <i>Spacer thickness</i>	Distanzscheiben [siehe unten] / Hump <i>Spacer [see below] / Hump</i>	Radschrauben <i>Bolts</i>	Auflagen <i>Remarks</i>
BR-I	VA	8,0x20	27	245/35 R20	0, (11, 15mm)	0, (11°, 15°)	M14x1,25x30, (-40,-45)	(K4a), 16, R7f, Tou, 47, 48
	HA	8,0x20	27	245/35 R20	0, (11, 15mm)	0, (11°, 15°)	M14x1,25x30, (-40,-45)	(K4b), 16, R7f, Tou, 47, 48
	VA	8,0x20	30	245/35 R20	0, (11, 15mm)	0, (11°, 15°)	M14x1,25x30, (-40,-45)	(K4a), 16, R7f, Tou, 47, 48
	HA	8,0x20	30	245/35 R20	0, (11, 15mm)	0, (11°, 15°)	M14x1,25x30, (-40,-45)	(K4b), 16, R7f, Tou, 47, 48
	VA	8,0x20	27	245/35 R20	0, (11, 15mm)	0, (11°, 15°)	M14x1,25x30, (-40,-45)	(K4a), 16, 47, 48
	HA	9,0x20	35	275/30 R20	0, (11mm)	0, (11°)	M14x1,25x30, (-40)	(K4b), 16, R7f, 47, 48
	VA	8,0x20	30	245/35 R20	0, (11, 15mm)	0, (11°, 15°)	M14x1,25x30, (-40,-45)	(K4a), 16, 47, 48
	HA	9,0x20	35	275/30 R20	0, (11mm)	0, (11°)	M14x1,25x30, (-40)	(K4b), 16, R7f, 47, 48
	VA	8,0x20	27	245/35 R20	0, (11, 15mm)	0, (11°, 15°)	M14x1,25x30, (-40,-45)	(K4a), 16, 47, 48
	HA	9,0x20	44	275/30 R20	0, (11mm)	0, (11°)	M14x1,25x30, (-40)	(K4b), 16, R7f, 47, 48
	VA	8,0x20	30	245/35 R20	11, 15mm	11°, 15°	M14x1,25x30, (-40,-45)	K4a, 16, 47, 48
	HA	9,0x20	44	275/30 R20	11mm	11°	M14x1,25x30, (-40)	K4b, 16, R7f, 47, 48
	VA	8,0x20	27	245/35 R20	0, (11, 15mm)	0, (11°, 15°)	M14x1,25x30, (-40,-45)	(K4a), 16, Tou, 47, 48
	HA	9,5x20	43	275/30 R20	0, (11, 15mm)	0, (11°, 15°)	M14x1,25x30, (-40,-45)	(K4b), 16, R7f, Tou, 47, 48
	VA	8,0x20	30	245/35 R20	0, (11, 15mm)	0, (11°, 15°)	M14x1,25x30, (-40,-45)	(K4a), 16, Tou, 47, 48
	HA	9,5x20	43	275/30 R20	0, (11, 15mm)	0, (11°, 15°)	M14x1,25x30, (-40,-45)	(K4b), 16, R7f, Tou, 47, 48
	VA	8,0x20	27	245/35 R20	0, (11, 15mm)	0, (11°, 15°)	M14x1,25x30, (-40,-45)	(K4a), 16, Tou, 47, 48
	HA	9,5x20	43	285/30 R20	0, (11, 15mm)	0, (11°, 15°)	M14x1,25x30, (-40,-45)	(K4b), 16, R7f, Tou, 47, 48
	VA	8,0x20	30	245/35 R20	0, (11, 15mm)	0, (11°, 15°)	M14x1,25x30, (-40,-45)	(K4a), 16, Tou, 47, 48
	HA	9,5x20	43	285/30 R20	0, (11, 15mm)	0, (11°, 15°)	M14x1,25x30, (-40,-45)	(K4b), 16, R7f, Tou, 47, 48

## 19 Zoll / 19 Inch - 20 Zoll / 20 Inch

Design	Achse <i>Axle</i>	Größe <i>Size</i>	ET <i>Offset</i>	Reifengröße <i>Tyre size</i>	Distanzscheibenstärke <i>Spacer thickness</i>	Distanzscheiben [siehe unten] / Hump <i>Spacer [see below] / Hump</i>	Radschrauben <i>Bolts</i>	Auflagen <i>Remarks</i>
BR-I	VA	8,5x19	25	245/45 R19	0, 11, (15mm)	0, 11°, (15°)	M14x1,25x30,-40,-45	(K4a), 14, 15, 47, 48
	HA	8,5x19	25	245/45 R19	0, 11, (15mm)	0, 11°, (15°)	M14x1,25x30,-40,-45	(K4b), 14, 15, 47, 48
	VA	9,0x19	38	245/45 R19	0, 11, 15, (20mm)	0, 11°, 15°, (20°)	M14x1,25x30,-40,-45,-50	(K4a), 14, 15, 47, 48
	HA	9,0x19	38	245/45 R19	0, 11, 15, (20mm)	0, 11°, 15°, (20°)	M14x1,25x30,-40,-45,-50	(K4b), 14, 15, 47, 48
	VA	8,5x19	25	245/45 R19	0, 11, (15mm)	0, 11°, (15°)	M14x1,25x30,-40,-45	(K4a), 14, 15, 47, 48
	HA	9,0x19	38	275/40 R19	0, 11, 15, (20mm)	0, 11°, 15°, (20°)	M14x1,25x30,-40,-45,-50	(K4b), 14, 15, 47, 48
	VA	9,0x20	35	245/40 R20	0, 11, 15mm	0, 11°, 15°	M14x1,25x30,-40,-45	14, 15, R7f, 47, 48
	HA	9,0x20	35	245/40 R20	0, 11, 15mm	0, 11°, 15°	M14x1,25x30,-40,-45	14, 15, R7f, 47, 48
	VA	9,0x20	35	255/35 R20	0, 11, 15mm	0, 11°, 15°	M14x1,25x30,-40,-45	14, 15, R7f, 47, 48
	HA	9,0x20	35	255/35 R20	0, 11, 15mm	0, 11°, 15°	M14x1,25x30,-40,-45	14, 15, R7f, 47, 48
	VA	9,0x20	35	245/40 R20	0, 11, 15mm	0, 11°, 15°	M14x1,25x30,-40,-45	14, 15, 47, 48
	HA	9,5x20	43	275/35 R20	0, 11, 15, (20mm)	0, 11°, 15°, (20°)	M14x1,25x30,-40,-45,-50	(K4b), 14, 15, 47, 48
	VA	9,0x20	35	245/40 R20	0, 11, 15mm	0, 11°, 15°	M14x1,25x30,-40,-45	14, 15, 47, 48
	HA	9,5x20	43	285/35 R20	0, 11, 15, (20mm)	0, 11°, 15°, (20°)	M14x1,25x30,-40,-45,-50	(K4b), 14, 15, 47, 48
	VA	9,0x20	35	255/35 R20	0, 11, 15mm	0, 11°, 15°	M14x1,25x30,-40,-45	14, 15, 47, 48
	HA	9,5x20	43	285/30 R20	0, 11, 15, (20mm)	0, 11°, 15°, (20°)	M14x1,25x30,-40,-45,-50	(K4b), 14, 15, 47, 48









## 19 Zoll / 19 Inch - 20 Zoll / 20 Inch

Design	Achse <i>Axle</i>	Größe <i>Size</i>	ET <i>Offset</i>	Reifengröße <i>Tyre size</i>	Hinweis <i>Note</i>	ECE - Nr. <i>ECE - No.</i>	Radschrauben <i>Bolts</i>	RDKS <i>TMPS</i>	
BR-I	VA	8,5x19	25	245/45 R19		 124R-011658	M14x1,25x30	14, 15, 16	
	HA	8,5x19	25	245/45 R19		 124R-011658	M14x1,25x30	14, 15, 16	
	Achse <i>Axle</i>	Größe <i>Size</i>	ET <i>Offset</i>	Reifengröße <i>Tyre size</i>	Distanzscheibenstärke <i>Spacer thickness</i>	Distanzscheiben [siehe unten] / Hump <i>Spacer [see below] / Hump</i>		Radschrauben <i>Bolts</i>	Auflagen <i>Remarks</i>
	VA	7,5x19	32	245/45 R19	11, 15, 20mm	11 <sup>6</sup> , 15 <sup>6</sup> , 20 <sup>6</sup>		M14x1,25x40,-45,-50	14, 15, 16, ex, 47, 48
	HA	7,5x19	32	245/45 R19	11, 15, 20mm	11 <sup>6</sup> , 15 <sup>6</sup> , 20 <sup>6</sup>		M14x1,25x40,-45,-50	14, 15, 16, ex, 47, 48
	VA	9,0x19	38	245/45 R19	11, (15mm)	11 <sup>6</sup> , (15 <sup>6</sup> )		M14x1,25x40,-(45)	(K4a), 14, 15, 16, ex, 47, 48
	HA	9,0x19	38	245/45 R19	11, 15, 20mm	11 <sup>6</sup> , 15 <sup>6</sup> , 20 <sup>6</sup>		M14x1,25x40,-45,-50	14, 15, 16, ex, 47, 48
	VA	7,5x19	32	245/45 R19	11, 15, 20mm	11 <sup>6</sup> , 15 <sup>6</sup> , 20 <sup>6</sup>		M14x1,25x40,-45,-50	14, 15, 16, ex, 47, 48
	HA	9,0x19	38	275/40 R19	11, 15, 20mm	11 <sup>6</sup> , 15 <sup>6</sup> , 20 <sup>6</sup>		M14x1,25x40,-45,-50	14, 15, 16, ex, 47, 48
	VA	9,0x20	35	245/40 R20	11, 15mm	11 <sup>6</sup> , 15 <sup>6</sup>		M14x1,25x40,-45	K4a, 14, 15, 16, R7f, 47, 48
	HA	9,0x20	35	245/40 R20	11, 15, 20mm	11 <sup>6</sup> , 15 <sup>6</sup> , 20 <sup>6</sup>		M14x1,25x40,-45	K4b, 14, 15, 16, R7f, 47, 48
	VA	9,0x20	35	245/40 R20	11, 15mm	11 <sup>6</sup> , 15 <sup>6</sup>		M14x1,25x40,-45	K4a, 14, 15, 16, ex, R7f, 47, 48
	HA	9,5x20	43	275/35 R20	11, 15, 20mm	11 <sup>6</sup> , 15 <sup>6</sup> , 20 <sup>6</sup>		M14x1,25x30,-40,-45	14, 15, 16, ex, 47, 48
	VA	9,0x20	35	245/40 R20	11, 15mm	11 <sup>6</sup> , 15 <sup>6</sup>		M14x1,25x40,-45	K4a, 14, 15, 16, ex, R7f, 47, 48
	HA	9,5x20	43	285/35 R20	11, 15, 20mm	11 <sup>6</sup> , 15 <sup>6</sup> , 20 <sup>6</sup>		M14x1,25x30,-40,-45	14, 15, 16, ex, 47, 48

## 19 Zoll / 19 Inch - 20 Zoll / 20 Inch

Design	Achse <i>Axle</i>	Größe <i>Size</i>	ET <i>Offset</i>	Reifengröße <i>Tyre size</i>	Distanzscheibenstärke <i>Spacer thickness</i>	Distanzscheiben [siehe unten] / Hump <i>Spacer [see below] / Hump</i>	Radschrauben <i>Bolts</i>	Auflagen <i>Remarks</i>
BR-I	VA	8,0x19	30	245/40 R19	11, (15, 20mm)	11°, (15°, 20°)	M14x1,25x40,(-45,-50)	(K4a), 16, R7f, BD5, 47, 48
	HA	8,0x19	30	245/40 R19	11, 15, (20mm)	11°, 15°, (20°)	M14x1,25x40,-45,(-50)	(K4b), 16, R7f, BD2, 47, 48
	VA	8,5x19	25	245/40 R19	0, (11, 15mm)	0, (11°, 15°)	M14x1,25x30,(-40,-45)	(K4a), 16, R7f, BD5, 47, 48
	HA	8,5x19	25	245/40 R19	0, (11, 15mm)	0, (11°, 15°)	M14x1,25x30,(-40,-45)	(K4b), 16, R7f, BD2, 47, 48
	VA	9,0x19	38	245/40 R19	11, 15, 20mm	11°, 15°, 20°	M14x1,25x40,-45,-50	K4a, 16, R7f, 47, 48
	HA	9,0x19	38	245/40 R19	11, (15, 20mm)	11°, (15°, 20°)	M14x1,25x40,(-45,-50)	(K4b), 16, R7f, 47, 48
	VA	8,0x19	30	245/40 R19	11, (15, 20mm)	11°, (15°, 20°)	M14x1,25x40,(-45,-50)	(K4a), 16, R7f, BD5, 47, 48
	HA	9,0x19	38	275/35 R19	11, (15, 20mm)	11°, (15°, 20°)	M14x1,25x40,(-45,-50)	(K4b), 16, R7f, 47, 48
	VA	8,5x19	25	245/40 R19	0, (11, 15mm)	0, (11°, 15°)	M14x1,25x30,(-40,-45)	(K4a), 16, R7f, BD5, 47, 48
	HA	9,0x19	38	275/35 R19	11, (15, 20mm)	11°, (15°, 20°)	M14x1,25x40,(-45,-50)	(K4b), 16, R7f, 47, 48
	VA	8,0x20	27	245/35 R20	0, 11, (15, 20mm)	0, 11°, (15°, 20°)	M14x1,25x30,-40,(-45,-50)	(K4a), 16, R7f, 47, 48, kein G14 840d, G16
	HA	8,0x20	27	245/35 R20	0, 11, (15, 20mm)	0, 11°, (15°, 20°)	M14x1,25x30,-40,(-45,-50)	(K4b), 16, R7f, 47, 48, kein G14 840d, G16
	VA	8,0x20	27	245/35 R20	0, 11, (15, 20mm)	0, 11°, (15°, 20°)	M14x1,25x30,-40,(-45,-50)	(K4a), 16, R7f, 47, 48
	HA	9,0x20	35	275/30 R20	0, (11, 15, 20mm)	0, (11°, 15°, 20°)	M14x1,25x30,(-40,-45,-50)	(K4b), 16, R7f, 47, 48
	VA	8,0x20	27	245/35 R20	0, 11, (15, 20mm)	0, 11°, (15°, 20°)	M14x1,25x30,-40,(-45,-50)	(K4a), 16, R7f, 47, 48
	HA	9,0x20	44	275/30 R20	0, 11, 15, (20mm)	0, 11°, 15°, (20°)	M14x1,25x30,-40,-45,(-50)	(K4b), 16, R7f, 47, 48
	VA	8,0x20	27	245/35 R20	0, 11, (15, 20mm)	0, 11°, (15°, 20°)	M14x1,25x30,-40,(-45,-50)	(K4a), 16, R7f, 47, 48
	HA	9,5x20	43	275/30 R20	0, (11, 15, 20mm)	0, (11°, 15°, 20°)	M14x1,25x30,(-40,-45,-50)	(K4b), 16, R7f, 47, 48
	VA	8,0x20	27	245/35 R20	0, 11, (15, 20mm)	0, 11°, (15°, 20°)	M14x1,25x30,-40,(-45,-50)	(K4a), 16, R7f, 47, 48
	HA	9,5x20	43	285/30 R20	0, (11, 15, 20mm)	0, (11°, 15°, 20°)	M14x1,25x30,(-40,-45,-50)	(K4b), 16, R7f, 47, 48

## 19 Zoll / 19 Inch - 20 Zoll / 20 Inch

Design	Achse <i>Axle</i>	Größe <i>Size</i>	ET <i>Offset</i>	Reifengröße <i>Tyre size</i>	Hinweis <i>Note</i>	ECE - Nr. <i>ECE - No.</i>	Radschrauben <i>Bolts</i>	RDKS <i>TMPS</i>
BR-I	VA	7,5x17	52	225/55 R17		 124R-011651	M14x1,25x30	10, 11
	HA	7,5x17	52	225/55 R17		 124R-011651	M14x1,25x30	10, 11
	VA	7,5x18	51	225/50 R18		 124R-011652	M14x1,25x30	10, 11
	HA	7,5x18	51	225/50 R18		 124R-011652	M14x1,25x30	10, 11
	VA	8,0x19	47	225/45 R19		 124R-011657	M14x1,25x30	10, 11
	HA	8,0x19	47	225/45 R19		 124R-011657	M14x1,25x30	10, 11
	Achse <i>Axle</i>	Größe <i>Size</i>	ET <i>Offset</i>	Reifengröße <i>Tyre size</i>	Distanzscheibenstärke <i>Spacer thickness</i>	Distanzscheiben [siehe unten] / Hump <i>Spacer [see below] / Hump</i>	Radschrauben <i>Bolts</i>	Auflagen <i>Remarks</i>
	VA	7,5x19	32	225/45 R19	0, (11mm)	0, (11°)	M14x1,25x30,(-40)	(K4a), 10, 11, 47, 48
	HA	7,5x19	32	225/45 R19	0, (11mm)	0, (11°)	M14x1,25x30,(-40)	(K4b), 10, 11, 47, 48
	VA	7,5x19	32	235/40 R19	0, (11mm)	0, (11°)	M14x1,25x30,(-40)	(K4a), 10, 11, 47, 48
	HA	7,5x19	32	235/40 R19	0, (11mm)	0, (11°)	M14x1,25x30,(-40)	(K4b), 10, 11, 47, 48
	VA	8,0x19	30	225/45 R19	none		M14x1,25x30	K4a, 10, 11, 47, 48
	HA	8,0x19	30	225/45 R19	none		M14x1,25x30	K4b, 10, 11, 47, 48
	VA	8,0x19	30	235/40 R19	none		M14x1,25x30	K4a, 10, 11, 47, 48
	HA	8,0x19	30	235/40 R19	none		M14x1,25x30	K4b, 10, 11, 47, 48
	VA	8,0x20	27	235/35 R20	none		M14x1,25x30	K4a, 10, 11, R7f, 47, 48
	HA	8,0x20	27	235/35 R20	none		M14x1,25x30	K4b, 10, 11, R7f, 47, 48
	VA	8,0x20	27	245/35 R20	none		M14x1,25x30	K4a, 10, 11, 47, 48
	HA	8,0x20	27	245/35 R20	none		M14x1,25x30	K4b, 10, 11, 47, 48
	VA	8,0x20	30	235/35 R20	none		M14x1,25x30	K4a, 10, 11, R7f, 47, 48
HA	8,0x20	30	235/35 R20	none		M14x1,25x30	K4b, 10, 11, R7f, 47, 48	
VA	8,0x20	30	245/35 R20	none		M14x1,25x30	K4a, 10, 11, 47, 48	
HA	8,0x20	30	245/35 R20	none		M14x1,25x30	K4b, 10, 11, 47, 48	

**19 Zoll / 19 Inch - 20 Zoll / 20 Inch**

Design	Achse <i>Axle</i>	Größe <i>Size</i>	ET <i>Offset</i>	Reifengröße <i>Tyre size</i>	Hinweis <i>Note</i>	ECE - Nr. <i>ECE - No.</i>	Radschrauben <i>Bolts</i>	RDKS <i>TMPS</i>
BR-I	VA	7,5x17	52	225/55 R17		124R-011651	M14x1,25x30	10, 11
	HA	7,5x17	52	225/55 R17		124R-011651	M14x1,25x30	10, 11
	VA	7,5x18	51	225/50 R18		124R-011652	M14x1,25x30	10, 11
	HA	7,5x18	51	225/50 R18		124R-011652	M14x1,25x30	10, 11
	VA	8,0x19	47	225/45 R19		124R-011657	M14x1,25x30	10, 11
	HA	8,0x19	47	225/45 R19		124R-011657	M14x1,25x30	10, 11
	Achse <i>Axle</i>	Größe <i>Size</i>	ET <i>Offset</i>	Reifengröße <i>Tyre size</i>	Distanzscheibenstärke <i>Spacer thickness</i>	Distanzscheiben [siehe unten] / Hump <i>Spacer [see below] / Hump</i>	Radschrauben <i>Bolts</i>	Auflagen <i>Remarks</i>
	VA	7,5x19	32	225/45 R19	0, (11mm)	0, (11°)	M14x1,25x30,(-40)	(K4a), 10, 11, 47, 48
	HA	7,5x19	32	225/45 R19	0, (11mm)	0, (11°)	M14x1,25x30,(-40)	(K4b), 10, 11, 47, 48
	VA	7,5x19	32	235/40 R19	0, (11mm)	0, (11°)	M14x1,25x30,(-40)	(K4a), 10, 11, 47, 48
	HA	7,5x19	32	235/40 R19	0, (11mm)	0, (11°)	M14x1,25x30,(-40)	(K4b), 10, 11, 47, 48
	VA	8,0x19	30	225/45 R19	none		M14x1,25x30	K4a, 10, 11, 47, 48
	HA	8,0x19	30	225/45 R19	none		M14x1,25x30	K4b, 10, 11, 47, 48
	VA	8,0x19	30	235/40 R19	none		M14x1,25x30	K4a, 10, 11, 47, 48
	HA	8,0x19	30	235/40 R19	none		M14x1,25x30	K4b, 10, 11, 47, 48
	VA	8,0x20	27	235/35 R20	none		M14x1,25x30	K4a, 10, 11, R7f, 47, 48
	HA	8,0x20	27	235/35 R20	none		M14x1,25x30	K4b, 10, 11, R7f, 47, 48
	VA	8,0x20	27	245/35 R20	none		M14x1,25x30	K4a, 10, 11, 47, 48
	HA	8,0x20	27	245/35 R20	none		M14x1,25x30	K4b, 10, 11, 47, 48
	VA	8,0x20	30	235/35 R20	none		M14x1,25x30	K4a, 10, 11, R7f, 47, 48
HA	8,0x20	30	235/35 R20	none		M14x1,25x30	K4b, 10, 11, R7f, 47, 48	
VA	8,0x20	30	245/35 R20	none		M14x1,25x30	K4a, 10, 11, 47, 48	
HA	8,0x20	30	245/35 R20	none		M14x1,25x30	K4b, 10, 11, 47, 48	

19 Zoll / 19 Inch - 20 Zoll / 20 Inch

Design	Achse <i>Axle</i>	Größe <i>Size</i>	ET <i>Offset</i>	Reifengröße <i>Tyre size</i>	Hinweis <i>Note</i>	ECE - Nr. <i>ECE - No.</i>	Radschrauben <i>Bolts</i>	RDKS <i>TMPS</i>
BR-I	VA	7,0x18	22	225/60 R18		E124R-011649	M14x1,25x30	15, 16
	HA	7,0x18	22	225/60 R18		E124R-011649	M14x1,25x30	15, 16
	VA	7,5x19	32	245/50 R19		E124R-011648	M14x1,25x30	15, 16
	HA	7,5x19	32	245/50 R19		E124R-011648	M14x1,25x30	15, 16
	VA	8,0x20	27	245/45 R20		E124R-011653	M14x1,25x30	15, 16
	HA	8,0x20	27	245/45 R20		E124R-011653	M14x1,25x30	15, 16
	VA	8,0x20	27	245/45 R20		E124R-011653	M14x1,25x30	15, 16
	HA	9,5x20	43	275/40 R20		E124R-011645	M14x1,25x30	15, 16
	Achse <i>Axle</i>	Größe <i>Size</i>	ET <i>Offset</i>	Reifengröße <i>Tyre size</i>	Distanzscheibenstärke <i>Spacer thickness</i>	Distanzscheiben [siehe unten] / Hump <i>Spacer [see below] / Hump</i>	Radschrauben <i>Bolts</i>	Auflagen <i>Remarks</i>
	VA	9,0x19	38	245/45 R19	0, 11, (15mm)	0, 11°, (15°)	M14x1,25x30,-40,(-45)	(K4a), 15, 16, 47, 48
	HA	9,0x19	38	245/45 R19	0, 11, (15mm)	0, 11°, (15°)	M14x1,25x30,-40,(-45)	(K4b), 15, 16, 47, 48
	VA	9,0x19	38	255/45 R19	0, 11, (15mm)	0, 11°, (15°)	M14x1,25x30,-40,(-45)	(K4a), 15, 16, 47, 48
	HA	9,0x19	38	255/45 R19	0, 11, (15mm)	0, 11°, (15°)	M14x1,25x30,-40,(-45)	(K4b), 15, 16, 47, 48
	VA	8,0x20	27	235/45 R20	0, 11, (15mm)	0, 11°, (15°)	M14x1,25x30,-40,(-45)	(K4a), 15, 16, 47, 48
	HA	9,0x20	35	265/40 R20	0, (11mm)	0, (11°)	M14x1,25x30,(-40)	(K4b), 15, 16, 47, 48
	VA	8,0x20	27	245/40 R20	0, 11, (15mm)	0, 11°, (15°)	M14x1,25x30,-40,(-45)	(K4a), 15, 16, 47, 48
	HA	9,0x20	35	275/35 R20	0, (11mm)	0, (11°)	M14x1,25x30,(-40)	(K4b), 15, 16, 47, 48
	VA	8,0x20	27	245/45 R20	0, 11, (15mm)	0, 11°, (15°)	M14x1,25x30,-40,(-45)	(K4a), 15, 16, 47, 48
	HA	9,0x20	35	275/40 R20	0, (11mm)	0, (11°)	M14x1,25x30,(-40)	(K4b), 15, 16, 47, 48
	VA	8,0x20	27	235/45 R20	0, 11, (15mm)	0, 11°, (15°)	M14x1,25x30,-40,(-45)	(K4a), 15, 16, 47, 48
HA	9,5x20	43	265/40 R20	0, (11mm)	0, (11°)	M14x1,25x30,(-40)	(K4b), 15, 16, 47, 48	
VA	8,0x20	27	245/40 R20	0, 11, (15mm)	0, 11°, (15°)	M14x1,25x30,-40,(-45)	(K4a), 15, 16, 47, 48	
HA	9,5x20	43	275/35 R20	0, (11mm)	0, (11°)	M14x1,25x30,(-40)	(K4b), 15, 16, 47, 48	
VA	8,0x20	27	245/40 R20	0, 11, (15mm)	0, 11°, (15°)	M14x1,25x30,-40,(-45)	(K4a), 15, 16, 47, 48	
HA	9,5x20	43	285/35 R20	0, (11mm)	0, (11°)	M14x1,25x30,(-40)	(K4b), 15, 16, 47, 48	
VA	8,0x20	27	245/45 R20	11, (15mm)	11°, (15°)	M14x1,25x40,(-45)	(K4a), 15, 16, 47, 48	
HA	9,5x20	43	275/40 R20	11mm	11°	M14x1,25x40	K4b, 15, 16, 47, 48	

19 Zoll / 19 Inch - 20 Zoll / 20 Inch

Design	Achse <i>Axle</i>	Größe <i>Size</i>	ET <i>Offset</i>	Reifengröße <i>Tyre size</i>	Hinweis <i>Note</i>	ECE - Nr. <i>ECE - No.</i>	Radschrauben <i>Bolts</i>	RDKS <i>TMPS</i>
BR-I	VA	7,0x18	22	225/60 R18		E12 124R-011649	M14x1,25x30	15, 16
	HA	7,0x18	22	225/60 R18		E12 124R-011649	M14x1,25x30	15, 16
	VA	7,5x19	32	245/50 R19		E12 124R-011648	M14x1,25x30	15, 16
	HA	7,5x19	32	245/50 R19		E12 124R-011648	M14x1,25x30	15, 16
	VA	8,0x20	27	245/45 R20		E12 124R-011653	M14x1,25x30	15, 16
	HA	8,0x20	27	245/45 R20		E12 124R-011653	M14x1,25x30	15, 16
	VA	8,0x20	27	245/45 R20		E12 124R-011653	M14x1,25x30	15, 16
	HA	9,5x20	43	275/40 R20		E12 124R-011645	M14x1,25x30	15, 16
	Achse <i>Axle</i>	Größe <i>Size</i>	ET <i>Offset</i>	Reifengröße <i>Tyre size</i>	Distanzscheibenstärke <i>Spacer thickness</i>	Distanzscheiben [siehe unten] / Hump <i>Spacer [see below] / Hump</i>	Radschrauben <i>Bolts</i>	Auflagen <i>Remarks</i>
	VA	9,0x19	38	245/45 R19	0, 11, (15mm)	0, 11°, (15°)	M14x1,25x30,-40,(-45)	(K4a), 15, 16, 47, 48
	HA	9,0x19	38	245/45 R19	0, 11, (15mm)	0, 11°, (15°)	M14x1,25x30,-40,(-45)	(K4b), 15, 16, 47, 48
	VA	9,0x19	38	255/45 R19	0, 11, (15mm)	0, 11°, (15°)	M14x1,25x30,-40,(-45)	(K4a), 15, 16, 47, 48
	HA	9,0x19	38	255/45 R19	0, 11, (15mm)	0, 11°, (15°)	M14x1,25x30,-40,(-45)	(K4b), 15, 16, 47, 48
	VA	8,0x20	27	235/45 R20	0, 11, (15mm)	0, 11°, (15°)	M14x1,25x30,-40,(-45)	(K4a), 15, 16, 47, 48
	HA	9,0x20	35	265/40 R20	0, (11mm)	0, (11°)	M14x1,25x30,(-40)	(K4b), 15, 16, 47, 48
	VA	8,0x20	27	245/40 R20	0, 11, (15mm)	0, 11°, (15°)	M14x1,25x30,-40,(-45)	(K4a), 15, 16, 47, 48
	HA	9,0x20	35	275/35 R20	0, (11mm)	0, (11°)	M14x1,25x30,(-40)	(K4b), 15, 16, 47, 48
	VA	8,0x20	27	245/45 R20	0, 11, (15mm)	0, 11°, (15°)	M14x1,25x30,-40,(-45)	(K4a), 15, 16, 47, 48
	HA	9,0x20	35	275/40 R20	0, (11mm)	0, (11°)	M14x1,25x30,(-40)	(K4b), 15, 16, 47, 48
	VA	8,0x20	27	235/45 R20	0, 11, (15mm)	0, 11°, (15°)	M14x1,25x30,-40,(-45)	(K4a), 15, 16, 47, 48
HA	9,5x20	43	265/40 R20	0, (11mm)	0, (11°)	M14x1,25x30,(-40)	(K4b), 15, 16, 47, 48	
VA	8,0x20	27	245/40 R20	0, 11, (15mm)	0, 11°, (15°)	M14x1,25x30,-40,(-45)	(K4a), 15, 16, 47, 48	
HA	9,5x20	43	275/35 R20	0, (11mm)	0, (11°)	M14x1,25x30,(-40)	(K4b), 15, 16, 47, 48	
VA	8,0x20	27	245/40 R20	0, 11, (15mm)	0, 11°, (15°)	M14x1,25x30,-40,(-45)	(K4a), 15, 16, 47, 48	
HA	9,5x20	43	285/35 R20	0, (11mm)	0, (11°)	M14x1,25x30,(-40)	(K4b), 15, 16, 47, 48	
VA	8,0x20	27	245/45 R20	11, (15mm)	11°, (15°)	M14x1,25x40,(-45)	(K4a), 15, 16, 47, 48	
HA	9,5x20	43	275/40 R20	11mm	11°	M14x1,25x40	K4b, 15, 16, 47, 48	

**19 Zoll / 19 Inch - 20 Zoll / 20 Inch**

Design	Achse <i>Axle</i>	Größe <i>Size</i>	ET <i>Offset</i>	Reifengröße <i>Tyre size</i>	Hinweis <i>Note</i>	ECE - Nr. <i>ECE - No.</i>	Radschrauben <i>Bolts</i>	RDKS <i>TMPS</i>
BR-I	VA	9,0x19	38	265/50 R19		E 124R-011646	M14x1,25x30	16
	HA	9,0x19	38	265/50 R19		E 124R-011646	M14x1,25x30	16
	VA	9,0x20	35	275/45 R20		E 124R-011650	M14x1,25x30	16
	HA	9,0x20	35	275/45 R20		E 124R-011650	M14x1,25x30	16

## 19 Zoll / 19 Inch - 20 Zoll / 20 Inch



Design	Achse <i>Axle</i>	Größe <i>Size</i>	ET <i>Offset</i>	Reifengröße <i>Tyre size</i>	Distanzscheibenstärke <i>Spacer thickness</i>	Distanzscheiben [siehe unten] / Hump <i>Spacer [see below] / Hump</i>	Radschrauben <i>Bolts</i>	Auflagen <i>Remarks</i>
BR-I	VA	8,0x19	30	245/40 R19	0, 11, 15, (20mm)	0, 11°, 15°, (20°)	M14x1,25x30,-40,-45,-50	(K4a), 17, 47, 48
	HA	8,0x19	30	245/40 R19	0, 11, 15, 20mm	0, 11°, 15°, 20°	M14x1,25x30,-40,-45,-50	17, 47, 48
	VA	8,0x19	47	245/40 R19	15, 20mm	15°, 20°	M14x1,25x45,-50	17, 47, 48
	HA	8,0x19	47	245/40 R19	15, 20mm	15°, 20°	M14x1,25x45,-50	17, 47, 48
	VA	8,0x19	27	245/40 R19	0, 11, (15, 20mm)	0, 11°, (15°, 20°)	M14x1,25x30,-40,-45,-50	(K4a), 17, 47, 48
	HA	8,0x19	27	245/40 R19	0, 11, 15, (20mm)	0, 11°, 15°, (20°)	M14x1,25x30,-40,-45,-50	(K4b), 17, 47, 48
	VA	8,5x19	40	255/35 R19	11, 15, 20mm	11°, 15°, 20°	M14x1,25x40,-45,-50	17, 47, 48
	HA	8,5x19	40	255/35 R19	11, 15, 20mm	11°, 15°, 20°	M14x1,25x40,-45,-50	17, 47, 48
	VA	9,0x19	38	255/35 R19	11, (15, 20mm)	11°, (15°, 20°)	M14x1,25x40,-45,-50	(K4a), 17, 47, 48
	HA	9,0x19	38	255/35 R19	11, 15, (20mm)	11°, 15°, (20°)	M14x1,25x40,-45,-50	(K4b), 17, 47, 48
	VA	8,0x19	30	245/40 R19	0, 11, 15, (20mm)	0, 11°, 15°, (20°)	M14x1,25x30,-40,-45,-50	(K4a), 17, 47, 48
	HA	9,0x19	38	275/35 R19	0, 11, 15, (20mm)	0, 11°, 15°, (20°)	M14x1,25x30,-40,-45,-50	(K4b), 17, 47, 48
	VA	8,0x19	47	245/40 R19	15, 20mm	15°, 20°	M14x1,25x45,-50	17, 47, 48
	HA	9,0x19	38	275/35 R19	11, 15, (20mm)	11°, 15°, (20°)	M14x1,25x40,-45,-50	(K4b), 17, 47, 48
	VA	8,0x19	27	245/40 R19	0, 11, (15, 20mm)	0, 11°, (15°, 20°)	M14x1,25x30,-40,-45,-50	(K4a), 17, 47, 48
	HA	9,0x19	38	275/35 R19	0, 11, 15, (20mm)	0, 11°, 15°, (20°)	M14x1,25x30,-40,-45,-50	(K4b), 17, 47, 48
	VA	8,5x19	40	255/35 R19	11, 15, 20mm	11°, 15°, 20°	M14x1,25x40,-45,-50	17, 47, 48
	HA	9,0x19	38	275/35 R19	11, 15, (20mm)	11°, 15°, (20°)	M14x1,25x40,-45,-50	(K4b), 17, 47, 48



**20 Zoll / 20 Inch**

Design	Achse <i>Axle</i>	Größe <i>Size</i>	ET <i>Offset</i>	Reifengröße <i>Tyre size</i>	Distanzscheibenstärke <i>Spacer thickness</i>	Distanzscheiben [siehe unten] / Hump <i>Spacer [see below] / Hump</i>	Radschrauben <i>Bolts</i>	Auflagen <i>Remarks</i>
BR-I	VA	8,0x20	27	225/35 R20	0, 11, (15, 20mm)	0, 11°, (15°, 20°)	M14x1,25x30,-40,-(-45,-50)	(K4a), 17, 47, 48
	HA	8,0x20	27	225/35 R20	0, 11, 15, (20mm)	0, 11°, 15°, (20°)	M14x1,25x30,-40,-45,-(-50)	(K4b), 17, 47, 48
	VA	8,0x20	27	245/30 R20	0, 11, (15, 20mm)	0, 11°, (15°, 20°)	M14x1,25x30,-40,-(-45,-50)	(K4a), 17, 47, 48
	HA	8,0x20	27	245/30 R20	0, 11, 15, (20mm)	0, 11°, 15°, (20°)	M14x1,25x30,-40,-45,-(-50)	(K4b), 17, 47, 48
	VA	8,0x20	30	225/35 R20	0, 11, 15, (20mm)	0, 11°, 15°, (20°)	M14x1,25x30,-40,-45,-(-50)	(K4a), 17, 47, 48
	HA	8,0x20	30	225/35 R20	0, 11, 15, 20mm	0, 11°, 15°, 20°	M14x1,25x30,-40,-45,-50	17, 47, 48
	VA	8,0x20	30	245/30 R20	0, 11, 15, (20mm)	0, 11°, 15°, (20°)	M14x1,25x30,-40,-45,-(-50)	(K4a), 17, 47, 48
	HA	8,0x20	30	245/30 R20	0, 11, 15, 20mm	0, 11°, 15°, 20°	M14x1,25x30,-40,-45,-50	17, 47, 48
	VA	8,0x20	40	225/35 R20	0, 11, 15, 20mm	0, 11°, 15°, 20°	M14x1,25x30,-40,-45,-50	17, 47, 48
	HA	8,0x20	40	225/35 R20	0, 11, 15, 20mm	0, 11°, 15°, 20°	M14x1,25x30,-40,-45,-50	17, 47, 48
	VA	8,0x20	40	245/30 R20	0, 11, 15, 20mm	0, 11°, 15°, 20°	M14x1,25x30,-40,-45,-50	17, 47, 48
	HA	8,0x20	40	245/30 R20	0, 11, 15, 20mm	0, 11°, 15°, 20°	M14x1,25x30,-40,-45,-50	17, 47, 48
	VA	9,0x20	35	255/30 R20	0, (11, 15mm)	0, (11°, 15°)	M14x1,25x30,-(-40,-45)	(K4a), 17, 47, 48
	HA	9,0x20	35	255/30 R20	0, 11, (15, 20mm)	0, 11°, (15°, 20°)	M14x1,25x30,-40,-(-45,-50)	(K4b), 17, 47, 48
	VA	9,0x20	44	255/30 R20	11, 15, (20mm)	11°, 15°, (20°)	M14x1,25x30,-40,-45,-(-50)	(K4a), 17, 47, 48
	HA	9,0x20	44	255/30 R20	11, 15, 20mm	11°, 15°, 20°	M14x1,25x30,-40,-45,-50	17, 47, 48
	VA	8,0x20	27	225/35 R20	0, 11, (15, 20mm)	0, 11°, (15°, 20°)	M14x1,25x30,-40,-(-45,-50)	(K4a), 17, 47, 48
	HA	9,0x20	35	255/30 R20	0, 11, (15, 20mm)	0, 11°, (15°, 20°)	M14x1,25x30,-40,-(-45,-50)	(K4b), 17, 47, 48
	VA	8,0x20	27	225/35 R20	0, 11, (15, 20mm)	0, 11°, (15°, 20°)	M14x1,25x30,-40,-(-45,-50)	(K4a), 17, 47, 48
	HA	9,0x20	44	255/30 R20	11, 15, 20mm	11°, 15°, 20°	M14x1,25x30,-40,-45,-50	17, 47, 48
	VA	8,0x20	30	225/35 R20	0, 11, 15, (20mm)	0, 11°, 15°, (20°)	M14x1,25x30,-40,-45,-(-50)	(K4a), 17, 47, 48
	HA	9,0x20	35	255/30 R20	0, 11, (15, 20mm)	0, 11°, (15°, 20°)	M14x1,25x30,-40,-(-45,-50)	(K4b), 17, 47, 48
	VA	8,0x20	30	225/35 R20	0, 11, 15, (20mm)	0, 11°, 15°, (20°)	M14x1,25x30,-40,-45,-(-50)	(K4a), 17, 47, 48
	HA	9,0x20	44	255/30 R20	11, 15, 20mm	11°, 15°, 20°	M14x1,25x30,-40,-45,-50	17, 47, 48
	VA	8,0x20	40	225/35 R20	0, 11, 15, 20mm	0, 11°, 15°, 20°	M14x1,25x30,-40,-45,-50	17, 47, 48
	HA	9,0x20	35	255/30 R20	0, 11, (15, 20mm)	0, 11°, (15°, 20°)	M14x1,25x30,-40,-(-45,-50)	(K4b), 17, 47, 48
	VA	8,0x20	40	225/35 R20	0, 11, 15, 20mm	0, 11°, 15°, 20°	M14x1,25x30,-40,-45,-50	17, 47, 48
	HA	9,0x20	44	255/30 R20	11, 15, 20mm	11°, 15°, 20°	M14x1,25x30,-40,-45,-50	17, 47, 48
	VA	9,0x20	35	255/30 R20	0, (11, 15mm)	0, (11°, 15°)	M14x1,25x30,-(-40,-45)	(K4a), 17, 47, 48
	HA	9,5x20	43	275/30 R20	0, 11, 15, (20mm)	0, 11°, 15°, (20°)	M14x1,25x30,-40,-45,-(-50)	(K4b), 17, 47, 48
VA	9,0x20	44	255/30 R20	11, 15, (20mm)	11°, 15°, (20°)	M14x1,25x30,-40,-45,-(-50)	(K4a), 17, 47, 48	
HA	9,5x20	43	275/30 R20	0, 11, 15, (20mm)	0, 11°, 15°, (20°)	M14x1,25x30,-40,-45,-(-50)	(K4b), 17, 47, 48	

**17 Zoll / 17 Inch - 19 Zoll / 19 Inch**

Design	Achse <i>Axle</i>	Größe <i>Size</i>	ET <i>Offset</i>	Reifengröße <i>Tyre size</i>	Hinweis <i>Note</i>	ECE - Nr. <i>ECE - No.</i>	Radschrauben <i>Bolts</i>	RDKS <i>TMPS</i>
BR-I	VA	7,5x17	54	225/45 R17	not for JCW	 124R-011651	M14x1,25x30	10, 11
	HA	7,5x17	54	225/45 R17	not for JCW	 124R-011651	M14x1,25x30	10, 11
	Achse	Größe	ET	Reifengröße	Distanzscheibenstärke	Distanzscheiben [siehe unten] / Hump	Radschrauben	Auflagen
	<i>Axle</i>	<i>Size</i>	<i>Offset</i>	<i>Tyre size</i>	<i>Spacer thickness</i>	<i>Spacer [see below] / Hump</i>	<i>Bolts</i>	<i>Remarks</i>
	VA	7,5x17	52	225/45 R17	none		M14x1,25x30	10, 11, 47, 48
	HA	7,5x17	52	225/45 R17	none		M14x1,25x30	10, 11, 47, 48
	VA	7,5x18	51	225/40 R18	none		M14x1,25x30	10, 11, 47, 48
	HA	7,5x18	51	225/40 R18	none		M14x1,25x30	10, 11, 47, 48
	VA	8,0x19	47	225/35 R19	none		M14x1,25x30	10, 11, R7f, 47, 48
HA	8,0x19	47	225/35 R19	none		M14x1,25x30	10, 11, R7f, 47, 48	

**18 Zoll / 18 Inch**

Design	Achse <i>Axle</i>	Größe <i>Size</i>	ET <i>Offset</i>	Reifengröße <i>Tyre size</i>	Hinweis <i>Note</i>	ECE - Nr. <i>ECE - No.</i>	Radschrauben <i>Bolts</i>	RDKS <i>TMPS</i>
BR-I	VA	7,0x17	54	205/45 R17	not for JCW	E 124R-016960	M14x1,25x30	10, 11
	HA	7,0x17	54	205/45 R17	not for JCW	E 124R-016960	M14x1,25x30	10, 11
	Achse <i>Axle</i>	Größe <i>Size</i>	ET <i>Offset</i>	Reifengröße <i>Tyre size</i>	Distanzscheibenstärke <i>Spacer thickness</i>	Distanzscheiben [siehe unten] / Hump <i>Spacer [see below] / Hump</i>	Radschrauben <i>Bolts</i>	<b>Auflagen</b> <i>Remarks</i>
	VA	7,5x18	51	225/35 R18	none		M14x1,25x30	10, 11, 47, 48
	HA	7,5x18	51	225/35 R18	none		M14x1,25x30	10, 11, 47, 48

**17 Zoll / 17 Inch - 20 Zoll / 20 Inch**

Design	Achse <i>Axle</i>	Größe <i>Size</i>	ET <i>Offset</i>	Reifengröße <i>Tyre size</i>	Hinweis <i>Note</i>	ECE - Nr. <i>ECE - No.</i>	Radschrauben <i>Bolts</i>	RDKS <i>TMPS</i>
BR-I	VA	7,5x17	52	225/45 R17	not for JCW	124R-011651	M14x1,25x30	10, 11
	HA	7,5x17	52	225/45 R17	not for JCW	124R-011651	M14x1,25x30	10, 11
	VA	7,5x18	51	225/50 R18		124R-011652	M14x1,25x30	10, 11
	HA	7,5x18	51	225/50 R18		124R-011652	M14x1,25x30	10, 11
	Achse <i>Axle</i>	Größe <i>Size</i>	ET <i>Offset</i>	Reifengröße <i>Tyre size</i>	Distanzscheibenstärke <i>Spacer thickness</i>	Distanzscheiben [siehe unten] / Hump <i>Spacer [see below] / Hump</i>	Radschrauben <i>Bolts</i>	Auflagen <i>Remarks</i>
	VA	7,5x19	32	225/45 R19	0, (11mm)	0, (11°)	M14x1,25x30	(K4a), 10, 11, JCW, 47, 48
	HA	7,5x19	32	225/45 R19	0, (11mm)	0, (11°)	M14x1,25x30	(K4b), 10, 11, JCW, 47, 48
	VA	7,5x19	32	235/40 R19	0, (11mm)	0, (11°)	M14x1,25x30	(K4a), 10, 11, JCW, 47, 48
	HA	7,5x19	32	235/40 R19	0, (11mm)	0, (11°)	M14x1,25x30	(K4b), 10, 11, JCW, 47, 48
	VA	8,0x19	30	225/45 R19	none		M14x1,25x30	K4a, 10, 11, 47, 48
	HA	8,0x19	30	225/45 R19	none		M14x1,25x30	K4b, 10, 11, 47, 48
	VA	8,0x19	30	235/40 R19	none		M14x1,25x30	K4a, 10, 11, 47, 48
	HA	8,0x19	30	235/40 R19	none		M14x1,25x30	K4b, 10, 11, 47, 48
	VA	8,0x19	47	225/45 R19	0, (11, 15mm)	0, (11°, 15°)	M14x1,25x30,(-40,-45)	(K4a), 10, 11, JCW <sup>2</sup> , 47, 48
	HA	8,0x19	47	225/45 R19	0, (11, 15mm)	0, (11°, 15°)	M14x1,25x30,(-40,-45)	(K4b), 10, 11, JCW <sup>2</sup> , 47, 48
	VA	8,0x19	47	235/40 R19	0, (11, 15mm)	0, (11°, 15°)	M14x1,25x30,(-40,-45)	(K4a), 10, 11, JCW <sup>2</sup> , 47, 48
	HA	8,0x19	47	235/40 R19	0, (11, 15mm)	0, (11°, 15°)	M14x1,25x30,(-40,-45)	(K4b), 10, 11, JCW <sup>2</sup> , 47, 48
	VA	8,0x20	30	235/35 R20	none		M14x1,25x30	K4a, 10, 11, R7f, 47, 48
	HA	8,0x20	30	235/35 R20	none		M14x1,25x30	K4b, 10, 11, R7f, 47, 48
	VA	9,0x20	44	235/35 R20	none		M14x1,25x30	K4a, JCW, 10, 11, R7f, 47, 48
	HA	9,0x20	44	235/35 R20	none		M14x1,25x30	K4b, JCW, 10, 11, R7f, 47, 48
	VA	9,0x20	44	245/35 R20	none		M14x1,25x30	K4a, JCW, 10, 11, 47, 48
	HA	9,0x20	44	245/35 R20	none		M14x1,25x30	K4b, JCW, 10, 11, 47, 48
	VA	9,5x20	43	235/35 R20	none		M14x1,25x30	K4a, JCW, 10, 11, R7f, 47, 48
HA	9,5x20	43	235/35 R20	none		M14x1,25x30	K4b, JCW, 10, 11, R7f, 47, 48	
VA	9,5x20	43	245/35 R20	none		M14x1,25x30	K4a, JCW, 10, 11, 47, 48	
HA	9,5x20	43	245/35 R20	none		M14x1,25x30	K4b, JCW, 10, 11, 47, 48	

Legende / legend			
K4a	An Achse 1 ist eine ausreichende Radabdeckung und Freigang herzustellen. Siehe TÜV Teilegutachten. <i>On axis 1 a sufficient fender clearance needs to be ensured. See TÜV certificate.</i>		
K4b	An Achse 2 ist eine ausreichende Radabdeckung und Freigang herzustellen. Siehe TÜV Teilegutachten. <i>On axis 2 a sufficient fender clearance needs to be ensured. See TÜV certificate.</i>		
R7f	Achslasten sind zu beachten. <i>Axle loads must be checked.</i>		
47	Genauere Auflagen sind den jeweiligen TÜV Teilegutachten zu entnehmen. <i>Detailed requirements are given in the relevant TÜV certificate.</i>		
48	Bei der Verwendung dieser Rad/Reifenkombination ist beim Fall einer Reifenpanne ein Ersatzrad oder Reifenpannen-Set mitzuführen. <i>User instruction: When using this wheel/tire combination it is necessary to provide a spare wheel or a set for tire breakdown for emergency.</i>		
ex	Kein M760i. Nicht für höher motorisierte Fahrzeuge <i>No M760i. Not for higher powered vehicles</i>		
BD5	11mm Distanzscheibe bei Bremsscheibendurchmesser 395mm <i>11mm spacer for brake disc diameter 395mm</i>		
BD2	11mm Distanzscheibe bei Bremsscheibendurchmesser 398mm <i>11mm spacer for brake disc diameter 398mm</i>		
BD7	11mm Distanzscheibe bei Bremsscheibendurchmesser 374mm <i>11mm spacer for brake disc diameter 374mm</i>		
JCW	Nicht für John Cooper Works <i>Not for John Cooper Works</i>		
JCW <sup>2</sup>	ab 11mm für John Cooper Works <i>from 11mm for John Cooper Works</i>		
Tou	Nicht für Touring Ausführung <i>Not for Touring version</i>		
K71	Ohne Distanzscheibe nicht für Fahrzeuge mit M-Performance Bremse zugelassen. <i>Without Spacer not allowed for vehicles with M-Performance brakes.</i>		
10	Nur in Kombination mit Reifendruckkontrollsystem ab Bj.03.2014 - 11.2016 <i>Only in combination with tire pressure sensors from Bj.03.2014 - 11.2016</i>	Originalnummer: BMW - 36106856209 <i>OE part number: BMW - 36106856209</i>	Zubehör Nummer: VDO - S180 052 056 <i>Aftermarket number: VDO - S 180 052 056</i>
11	Nur in Kombination mit Reifendruckkontrollsystem ab Bj.11.2016 <i>Only in combination with tire pressure sensors from Bj.11.2016</i>	Originalnummer: BMW - 36106881890 <i>OE part number: BMW - 36106881890</i>	Zubehör Nummer: VDO - A2C97432502 <i>Aftermarket number: VDO - A2C97432502</i>
14	Nur in Kombination mit Reifendruckkontrollsystem ab Bj. 07.2015 - 03.2017 <i>Only in combination with tire pressure sensors from Bj. 07.2015 - 03.2017</i>	Originalnummer: BMW - 36106872803 <i>OE part number: BMW - 36106872803</i>	Zubehör Nummer: Schrader - 3057 / HUF - RDE077V21 <i>Aftermarket number: Schrader - 3057 / HUF - RDE077V21</i>
15	Nur in Kombination mit Reifendruckkontrollsystem ab Bj. 03.2016 - 03.2018 <i>Only in combination with tire pressure sensors from Bj. 03.2016</i>	Originalnummer: BMW - 36106876957 <i>OE part number: BMW - 36106876957</i>	Zubehör Nummer: Schrader - 3057 / HUF - RDE077V21 <i>Aftermarket number: Schrader - 3057 / HUF - RDE077V21</i>
16	Nur in Kombination mit Reifendruckkontrollsystem ab Bj. 03.2018 <i>Only in combination with tire pressure sensors from Bj. 03.2018</i>	Originalnummer: BMW - 36106887147 <i>OE part number: BMW - 36106887147</i>	Zubehör Nummer: Schrader - 3057 / HUF - RDE077V21 <i>Aftermarket number: Schrader - 3057 / HUF - RDE077V21</i>
17	Nur in Kombination mit Reifendruckkontrollsystem ab Bj. 11.2018 <i>Only in combination with tire pressure sensors from Bj. 11.2018</i>	Originalnummer: BMW - 36106877937 <i>OE part number: BMW - 36106877937</i>	Zubehör Nummer: Schrader - 3057 / HUF - RDE077V21 <i>Aftermarket number: Schrader - 3057 / HUF - RDE077V21</i>
<b>Artikelnummer Distanzscheibe / spacer part number</b>			
11 <sup>6</sup>	751126651106		
15 <sup>6</sup>	751126651506		
20 <sup>6</sup>	751126652006		
Farblgende / color legend			
	problemlos <i>unproblematically</i>		
	laut STVZO problemlos, EU grenzwertig <i>by STVZO unproblematically, EU is uncertain</i>		
	evtl mit Karosseriearbeit verbunden <i>related with possible bodywork</i>		
	ECE Räder <i>ECE wheels</i>		