

BMW 3er Gran Turismo, 318d, Typ F34, 136 PS / 100 kW
 BMW 3er Gran Turismo, 318d, Typ F34, 143 PS / 105 kW
 BMW 3er Gran Turismo, 318d, Typ F34, 150 PS / 110 kW
 BMW 3er Gran Turismo, 320d, Typ F34, 163 PS / 120 kW
 BMW 3er Gran Turismo, 320d, Typ F34, 184 PS / 135 kW
 BMW 3er Gran Turismo, 320d, Typ F34, 200 PS / 147 kW
 BMW 3er Gran Turismo, 320d, Typ F34, 205 PS / 151 kW
 BMW 3er Gran Turismo, 320d, Typ F34, 190 PS / 140 kW
 BMW 3er Gran Turismo, 320d xDrive, Typ F34, 163 PS / 120 kW
 BMW 3er Gran Turismo, 320d xDrive, Typ F34, 184 PS / 135 kW
 BMW 3er Gran Turismo, 320d xDrive, Typ F34, 200 PS / 147 kW
 BMW 3er Gran Turismo, 320d xDrive, Typ F34, 205 PS / 151 kW
 BMW 3er Gran Turismo, 320d xDrive, Typ F34, 190 PS / 140 kW
 BMW 3er Gran Turismo, 320i, Typ F34, 163 PS / 120 kW
 BMW 3er Gran Turismo, 320i, Typ F34, 184 PS / 135 kW
 BMW 3er Gran Turismo, 320i xDrive, Typ F34, 163 PS / 120 kW
 BMW 3er Gran Turismo, 320i xDrive, Typ F34, 184 PS / 135 kW
 BMW 3er Gran Turismo, 325d, Typ F34, 211 PS / 155 kW
 BMW 3er Gran Turismo, 325d, Typ F34, 218 PS / 160 kW
 BMW 3er Gran Turismo, 328i, Typ F34, 245 PS / 180 kW
 BMW 3er Gran Turismo, 328i xDrive, Typ F34, 245 PS / 180 kW
 BMW 3er Gran Turismo, 330d, Typ F34, 258 PS / 190 kW
 BMW 3er Gran Turismo, 330d, Typ F34, 286 PS / 210 kW
 BMW 3er Gran Turismo, 330d xDrive, Typ F34, 258 PS / 190 kW
 BMW 3er Gran Turismo, 330d xDrive, Typ F34, 286 PS / 210 kW

BMW 3er Gran Turismo, 318d, Typ F34 Facelift, 150 PS / 110 kW
 BMW 3er Gran Turismo, 318d, Typ F34 Facelift, 136 PS / 100 kW
 BMW 3er Gran Turismo, 320d, Typ F34 Facelift, 163 PS / 120 kW
 BMW 3er Gran Turismo, 320d, Typ F34 Facelift, 190 PS / 140 kW
 BMW 3er Gran Turismo, 320d, Typ F34 Facelift, 205 PS / 151 kW
 BMW 3er Gran Turismo, 320d xDrive, Typ F34 Facelift, 163 PS / 120 kW
 BMW 3er Gran Turismo, 320d xDrive, Typ F34 Facelift, 190 PS / 140 kW
 BMW 3er Gran Turismo, 320d xDrive, Typ F34 Facelift, 205 PS / 151 kW
 BMW 3er Gran Turismo, 320i, Typ F34 Facelift, 184 PS / 135 kW
 BMW 3er Gran Turismo, 320i, Typ F34 Facelift, 163 PS / 120 kW
 BMW 3er Gran Turismo, 320i xDrive, Typ F34 Facelift, 184 PS / 135 kW
 BMW 3er Gran Turismo, 320i xDrive, Typ F34 Facelift, 163 PS / 120 kW
 BMW 3er Gran Turismo, 325d, Typ F34 Facelift, 211 PS / 155 kW
 BMW 3er Gran Turismo, 325d, Typ F34 Facelift, 224 PS / 165 kW
 BMW 3er Gran Turismo, 330d, Typ F34 Facelift, 258 PS / 190 kW
 BMW 3er Gran Turismo, 330d, Typ F34 Facelift, 286 PS / 210 kW
 BMW 3er Gran Turismo, 330d xDrive, Typ F34 Facelift, 258 PS / 190 kW
 BMW 3er Gran Turismo, 330d xDrive, Typ F34 Facelift, 286 PS / 210 kW
 BMW 3er Gran Turismo, 330i, Typ F34 Facelift, 252 PS / 185 kW
 BMW 3er Gran Turismo, 330i xDrive, Typ F34 Facelift, 252 PS / 185 kW

Allgemeinhinweis: Die genauen Auflagen sind dem Teilegutachten zu entnehmen. Achslasten sind zu beachten.

In general note: The exact requirements can be found in the part certificate. Axle loads must be observed.

Application								
BMW 3er Typ 3-V								5x120
18 Zoll / 18 Inch								
Design	Achse <i>Axle</i>	Größe <i>Size</i>	ET <i>Offset</i>	Reifengröße <i>Tyre size</i>	Distanzscheibenstärke <i>Spacer thickness</i>	Distanzscheiben [siehe unten] <i>Spacer [see below]</i>	Radschrauben <i>Bolts</i>	Auflagen <i>Remarks</i>
Race LS	VA	8,5x18	48	245/45 R18	15, (20mm)	15a, (20a)	M14x1,25x45,(-50)	(K4a), 10, 11, 47, 48
	HA	8,5x18	48	245/45 R18	15, 20mm	15a, 20a	M14x1,25x45,-50	10, 11, 47, 48, x10
Race GTS	VA	8,5x18	35	245/45 R18	0, 5mm	0, 5'	M14x1,25x30,-35	10, 11, 47, 48
	HA	8,5x18	35	245/45 R18	0, 5mm	0, 5'	M14x1,25x30,-35	10, 11, 47, 48
19 Zoll / 19 Inch								
Design	Achse <i>Axle</i>	Größe <i>Size</i>	ET <i>Offset</i>	Reifengröße <i>Tyre size</i>	Distanzscheibenstärke <i>Spacer thickness</i>	Distanzscheiben [siehe unten] <i>Spacer [see below]</i>	Radschrauben <i>Bolts</i>	Auflagen <i>Remarks</i>
Race LS	VA	8,5x19	42	225/45 R19	0, 5, 10, 15mm	0, 5', 10a, 15a	M14x1,25x30,-35,-40,-45	10, 11, 47, 48
	HA	8,5x19	42	225/45 R19	0, 5, 15mm	0, 5', 15a	M14x1,25x30,-35,-45	Li96, 10, 11, 47, 48, x10
	VA	8,5x19	42	245/40 R19	0, 5mm	0, 5'	M14x1,25x30,-35	10, 11, 47, 48
	HA	8,5x19	42	245/40 R19	0, 5, (15mm)	0, 5', (15a)	M14x1,25x30,-35,(-45)	(K4b), 10, 11, 47, 48, x10
	VA	8,5x19	42	225/45 R19	0, 5, 10mm	0, 5', 10a	M14x1,25x30,-35,-40	10, 11, 47, 48
	HA	9,5x19	42	255/40 R19	0, 5, (15mm)	0, 5', (15a)	M14x1,25x30,-35,(-45)	(K4b), 10, 11, 47, 48, x10
	VA	8,5x19	42	245/40 R19	0, 5mm	0, 5'	M14x1,25x30,-35	10, 11, 47, 48
	HA	9,5x19	42	275/35 R19	none		M14x1,25x30	K4b, 10, 11, 47, 48
Race GTS	VA	8,5x19	30	225/45 R19	0, 5mm	0, 5'	M14x1,25x30,-35	10, 11, 47, 48
	HA	8,5x19	30	225/45 R19	0, 5mm	0, 5'	M14x1,25x30,-35	Li96, 10, 11, 47, 48
	VA	8,5x19	30	245/40 R19	0, 5mm	0, 5'	M14x1,25x30,-35	10, 11, 47, 48
	HA	8,5x19	30	245/40 R19	0, (5mm)	0, (5')	M14x1,25x30,(-35)	(K4b), 10, 11, 47, 48
	VA	8,5x19	30	225/45 R19	0, 5mm	0, 5'	M14x1,25x30,-35	10, 11, 47, 48
	HA	9,5x19	35	255/40 R19	0, 5mm	0, 5'	M14x1,25x30,-35	K4b, 10, 11, 47, 48
	VA	8,5x19	30	245/40 R19	0, 5mm	0, 5'	M14x1,25x30,-35	10, 11, 47, 48
	HA	9,5x19	35	275/35 R19	none		M14x1,25x30	K4b, 10, 11, 47, 48
Race GTS 2	VA	8,5x19	40	225/45 R19	0, 5, 10mm	0, 5', 10a	M14x1,25x30,-35,-40	10, 11, 47, 48
	HA	8,5x19	40	225/45 R19	0, 5, 15mm	0, 5', 15a	M14x1,25x30,-35,-45	Li96, 10, 11, 47, 48, x10
	VA	8,5x19	40	245/40 R19	0, 5mm	0, 5'	M14x1,25x30,-35	10, 11, 47, 48
	HA	8,5x19	40	245/40 R19	0, 5, (15mm)	0, 5', (15a)	M14x1,25x30,-35,(-45)	(K4b), 10, 11, 47, 48, x10
	VA	8,5x19	40	225/45 R19	0, 5, 10mm	0, 5', 10a	M14x1,25x30,-35,-40	10, 11, 47, 48
	HA	9,5x19	40	255/40 R19	0, 5, (15mm)	0, 5', (15a)	M14x1,25x30,-35,(-45)	(K4b), 10, 11, 47, 48, x10
	VA	8,5x19	40	245/40 R19	0, 5mm	0, 5'	M14x1,25x30,-35	10, 11, 47, 48
	HA	9,5x19	40	275/35 R19	none		M14x1,25x30	K4b, 10, 11, 47, 48

19 Zoll / 19 Inch

Design	Achse <i>Axle</i>	Größe <i>Size</i>	ET <i>Offset</i>	Reifengröße <i>Tyre size</i>	Distanzscheibenstärke <i>Spacer thickness</i>	Distanzscheiben [siehe unten] <i>Spacer [see below]</i>	Radschrauben <i>Bolts</i>	Auflagen <i>Remarks</i>
Spirit R	VA	8,5x19	42	225/45 R19	0, 5, 10, 15mm	0, 5', 10a, 15a	M14x1,25x30,-35,-40,-45	10, 11, 47, 48
	HA	8,5x19	42	225/45 R19	0, 5, 15mm	0, 5', 15a	M14x1,25x30,-35,-45	Li96, 10, 11, 47, 48, x10
	VA	8,5x19	42	245/40 R19	0, 5mm	0, 5'	M14x1,25x30,-35	10, 11, 47, 48
	HA	8,5x19	42	245/40 R19	0, 5, (15mm)	0, 5', (15a)	M14x1,25x30,-35,-(45)	(K4b), 10, 11, 47, 48, x10
	VA	8,5x19	42	225/45 R19	0, 5, 10mm	0, 5', 10a	M14x1,25x30,-35,-40	10, 11, 47, 48
	HA	9,5x19	42	255/40 R19	0, 5, (15mm)	0, 5', (15a)	M14x1,25x30,-35,-(45)	(K4b), 10, 11, 47, 48, x10
	VA	8,5x19	42	245/40 R19	0, 5mm	0, 5'	M14x1,25x30,-35	10, 11, 47, 48
	HA	9,5x19	42	275/35 R19	none		M14x1,25x30	K4b, 10, 11, 47, 48
Race GTP	VA	8,5x19	38	225/45 R19	0, 5, 10, 15mm	0, 5', 10a, 15a	M14x1,25x30,-35,-40,-45	10, 11, 47, 48
	HA	8,5x19	38	225/45 R19	0, 5, (15mm)	0, 5', (15a)	M14x1,25x30,-35,-(45)	(K4b), Li96, 10, 11, 47, 48, x10
	VA	8,5x19	38	245/40 R19	0, 5mm	0, 5'	M14x1,25x30,-35	10, 11, 47, 48
	HA	8,5x19	38	245/40 R19	0, 5, (15mm)	0, 5', (15a)	M14x1,25x30,-35,-(45)	(K4b), 10, 11, 47, 48, x10
	VA	8,5x19	38	225/45 R19	0, 5, 10mm	0, 5', 10a	M14x1,25x30,-35,-40	10, 11, 47, 48
	HA	9,5x19	42	255/40 R19	0, 5, (15mm)	0, 5', (15a)	M14x1,25x30,-35,-(45)	(K4b), 10, 11, 47, 48, x10
	VA	8,5x19	38	245/40 R19	none		M14x1,25x30	10, 11, 47, 48
	HA	9,5x19	42	275/35 R19	none		M14x1,25x30	K4b, 10, 11, 47, 48
Fascinate	VA	8,5x19	38	225/45 R19	0, 5, 10, 15mm	0, 5', 10a, 15a	M14x1,25x30,-35,-40,-45	10, 11, 47, 48
	HA	8,5x19	38	225/45 R19	0, 5, (15mm)	0, 5', (15a)	M14x1,25x30,-35,-(45)	(K4b), Li96, 10, 11, 47, 48, x10
	VA	8,5x19	38	245/40 R19	0, 5mm	0, 5'	M14x1,25x30,-35	10, 11, 47, 48
	HA	8,5x19	38	245/40 R19	0, 5, (15mm)	0, 5', (15a)	M14x1,25x30,-35,-(45)	(K4b), 10, 11, 47, 48, x10
	VA	8,5x19	38	225/45 R19	0, 5, 10mm	0, 5', 10a	M14x1,25x30,-35,-40	10, 11, 47, 48
	HA	9,5x19	42	255/40 R19	0, 5, (15mm)	0, 5', (15a)	M14x1,25x30,-35,-(45)	(K4b), 10, 11, 47, 48, x10
	VA	8,5x19	38	245/40 R19	none		M14x1,25x30	10, 11, 47, 48
	HA	9,5x19	42	275/35 R19	none		M14x1,25x30	K4b, 10, 11, 47, 48

19 Zoll / 19 Inch

Design	Achse <i>Axle</i>	Größe <i>Size</i>	ET <i>Offset</i>	Reifengröße <i>Tyre size</i>	Distanzscheibenstärke <i>Spacer thickness</i>	Distanzscheiben [siehe unten] <i>Spacer [see below]</i>	Radschrauben <i>Bolts</i>	Auflagen <i>Remarks</i>
Spirit II	VA	8,5x19	35	225/45 R19	0, 5, 10, 15mm	0, 5', 10a, 15a	M14x1,25x30,-35,-40,-45	10, 11, 47, 48
	HA	8,5x19	35	225/45 R19	0, 5, (15mm)	0, 5', (15a)	M14x1,25x30,-35,(-45)	(K4b), Li96, 10, 11, 47, 48, x10
	VA	8,5x19	35	245/40 R19	0, 5mm	0, 5'	M14x1,25x30,-35	10, 11, 47, 48
	HA	8,5x19	35	245/40 R19	0, 5, (15mm)	0, 5', (15a)	M14x1,25x30,-35,(-45)	(K4b), 10, 11, 47, 48, x10
	VA	8,5x19	35	225/45 R19	0, 5mm	0, 5'	M14x1,25x30,-35	10, 11, 47, 48
	HA	9,5x19	40	255/40 R19	none		M14x1,25x30	10, 11, 47, 48
	VA	8,5x19	35	245/40 R19	none		M14x1,25x30	10, 11, 47, 48
	HA	9,5x19	40	275/35 R19	none		M14x1,25x30	10, 11, K4b, 47, 48
Race LS 2	VA	8,5x19	35	225/45 R19	0, 5, 10, 15mm	0, 5', 10a, 15a	M14x1,25x30,-35,-40,-45	10, 11, 47, 48
	HA	8,5x19	35	225/45 R19	0, 5, (15mm)	0, 5', (15a)	M14x1,25x30,-35,(-45)	(K4b), Li96, 10, 11, 47, 48, x10
	VA	8,5x19	35	245/40 R19	0, 5mm	0, 5'	M14x1,25x30,-35	10, 11, 47, 48
	HA	8,5x19	35	245/40 R19	0, 5, (15mm)	0, 5', (15a)	M14x1,25x30,-35,(-45)	(K4b), 10, 11, 47, 48, x10
	VA	8,5x19	35	225/45 R19	0, 5mm	0, 5'	M14x1,25x30,-35	10, 11, 47, 48
	HA	9,5x19	46	255/40 R19	5mm	5'	M14x1,25x35	10, 11, 47, 48
	VA	8,5x19	35	245/40 R19	none		M14x1,25x30	10, 11, 47, 48
	HA	9,5x19	46	275/35 R19	5mm	5'	M14x1,25x35	K4b, 10, 11, 47, 48
Topas	VA	8,5x19	35	225/45 R19	0, 5, 10, 15mm	0, 5', 10a, 15a	M14x1,25x30,-35,-40,-45	10, 11, 47, 48
	HA	8,5x19	35	225/45 R19	0, 5, (15mm)	0, 5', (15a)	M14x1,25x30,-35,(-45)	(K4b), Li96, 10, 11, 47, 48, x10
	VA	8,5x19	35	245/40 R19	0, 5mm	0, 5'	M14x1,25x30,-35	10, 11, 47, 48
	HA	8,5x19	35	245/40 R19	0, 5, (15mm)	0, 5', (15a)	M14x1,25x30,-35,(-45)	(K4b), 10, 11, 47, 48, x10

20 Zoll / 20 Inch




Design	Achse <i>Axle</i>	Größe <i>Size</i>	ET <i>Offset</i>	Reifengröße <i>Tyre size</i>	Distanzscheibenstärke <i>Spacer thickness</i>	Distanzscheiben [siehe unten] <i>Spacer [see below]</i>	Radschrauben <i>Bolts</i>	Auflagen <i>Remarks</i>
Race GTP	VA	8,5x20	35	245/35 R20	0, 5mm	0, 5'	M14x1,25x30,-35	10, 11, 47, 48
	HA	8,5x20	35	245/35 R20	0, 5mm	0, 5'	M14x1,25x30,-35	Li95, 10, 11, 47, 48
	VA	8,5x20	35	245/35 R20	0, 5mm	0, 5'	M14x1,25x30,-35	10, 11, 47, 48
	HA	10,0x20	46	275/30 R20	none		M14x1,25x30	Li95, 10, 11, 47, 48
	VA	8,5x20	35	245/35 R20	0, 5mm	0, 5'	M14x1,25x30,-35	10, 11, 47, 48
	HA	10,0x20	46	285/30 R20	none		M14x1,25x30	K4b, R7f, 10, 11, 47, 48
Race GTS 2	VA	8,5x20	35	245/35 R20	0, 5mm	0, 5'	M14x1,25x30,-35	10, 11, 47, 48
	HA	8,5x20	35	245/35 R20	0, 5mm	0, 5'	M14x1,25x30,-35	Li95, 10, 11, 47, 48
Spirit R	VA	8,5x20	35	245/35 R20	0, 5mm	0, 5'	M14x1,25x30,-35	10, 11, 47, 48
	HA	8,5x20	35	245/35 R20	0, 5mm	0, 5'	M14x1,25x30,-35	Li95, 10, 11, 47, 48
	VA	8,5x20	35	245/35 R20	0, 5mm	0, 5'	M14x1,25x30,-35	10, 11, 47, 48
	HA	10,0x20	46	275/30 R20	none		M14x1,25x30	Li95, 10, 11, 47, 48
	VA	8,5x20	35	245/35 R20	0, 5mm	0, 5'	M14x1,25x30,-35	10, 11, 47, 48
	HA	10,0x20	46	285/30 R20	none		M14x1,25x30	K4b, 10, 11, 47, 48
	VA	8,5x20	35	245/35 R20	0, 5mm	0, 5'	M14x1,25x30,-35	10, 11, 47, 48
	HA	9,5x20	46	275/30 R20	none		M14x1,25x30	Li95, 10, 11, 47, 48
	VA	8,5x20	35	245/35 R20	0, 5mm	0, 5'	M14x1,25x30,-35	10, 11, 47, 48
HA	9,5x20	46	285/30 R20	none		M14x1,25x30	10, 11, 47, 48	
Fascinate	VA	8,5x20	35	245/35 R20	0, 5mm	0, 5'	M14x1,25x30,-35	10, 11, 47, 48
	HA	8,5x20	35	245/35 R20	0, 5mm	0, 5'	M14x1,25x30,-35	Li95, 10, 11, 47, 48
	VA	8,5x20	35	245/35 R20	0, 5mm	0, 5'	M14x1,25x30,-35	10, 11, 47, 48
	HA	10,0x20	46	275/30 R20	none		M14x1,25x30	Li95, 10, 11, 47, 48
	VA	8,5x20	35	245/35 R20	0, 5mm	0, 5'	M14x1,25x30,-35	10, 11, 47, 48
	HA	10,0x20	46	285/30 R20	none		M14x1,25x30	K4b, 10, 11, 47, 48
Race LS	VA	8,5x20	35	245/35 R20	0, 5mm	0, 5'	M14x1,25x30,-35	10, 11, 47, 48
	HA	8,5x20	35	245/35 R20	0, 5mm	0, 5'	M14x1,25x30,-35	Li95, 10, 11, 47, 48
	VA	8,5x20	35	245/35 R20	0, 5mm	0, 5'	M14x1,25x30,-35	10, 11, 47, 48
	HA	9,5x20	46	275/30 R20	none		M14x1,25x30	Li95, 10, 11, 47, 48
	VA	8,5x20	35	245/35 R20	0, 5mm	0, 5'	M14x1,25x30,-35	10, 11, 47, 48
	HA	9,5x20	46	285/30 R20	none		M14x1,25x30	10, 11, 47, 48

20 Zoll / 20 Inch

Design	Achse <i>Axle</i>	Größe <i>Size</i>	ET <i>Offset</i>	Reifengröße <i>Tyre size</i>	Distanzscheibenstärke <i>Spacer thickness</i>	Distanzscheiben [siehe unten] <i>Spacer [see below]</i>	Radschrauben <i>Bolts</i>	Auflagen <i>Remarks</i>
Race GTS	VA	8,5x20	35	245/35 R20	0, 5mm	0, 5'	M14x1,25x30,-35	10, 11, 47, 48
	HA	8,5x20	35	245/35 R20	0, 5mm	0, 5'	M14x1,25x30,-35	Li95, 10, 11, 47, 48
Spirit II	VA	8,5x20	35	245/35 R20	0, 5mm	0, 5'	M14x1,25x30,-35	10, 11, 47, 48
	HA	8,5x20	35	245/35 R20	0, 5mm	0, 5'	M14x1,25x30,-35	Li95, 10, 11, 47, 48
	VA	8,5x20	35	245/35 R20	0, 5mm	0, 5'	M14x1,25x30,-35	10, 11, 47, 48
	HA	10,0x20	40	275/30 R20	none		M14x1,25x30	K4b, Li95, 10, 11, 47, 48
	VA	8,5x20	35	245/35 R20	0, 5mm	0, 5'	M14x1,25x30,-35	10, 11, 47, 48
	HA	10,0x20	40	285/30 R20	none		M14x1,25x30	K4b, 10, 11, 47, 48
Race LS 2	VA	8,5x20	35	245/35 R20	0, 5mm	0, 5'	M14x1,25x30,-35	10, 11, 47, 48
	HA	8,5x20	35	245/35 R20	0, 5mm	0, 5'	M14x1,25x30,-35	Li95, 10, 11, 47, 48
	VA	8,5x20	35	245/35 R20	0, 5mm	0, 5'	M14x1,25x30,-35	10, 11, 47, 48
	HA	10,0x20	46	275/30 R20	none		M14x1,25x30	Li95, 10, 11, 47, 48
	VA	8,5x20	35	245/35 R20	0, 5mm	0, 5'	M14x1,25x30,-35	10, 11, 47, 48
	HA	10,0x20	46	285/30 R20	none		M14x1,25x30	K4b, 10, 11, 47, 48
	VA	8,5x20	35	245/35 R20	0, 5mm	0, 5'	M14x1,25x30,-35	10, 11, 47, 48
	HA	9,5x20	46	275/30 R20	none		M14x1,25x30	Li95, 10, 11, 47, 48
	VA	8,5x20	35	245/35 R20	0, 5mm	0, 5'	M14x1,25x30,-35	10, 11, 47, 48
	HA	9,5x20	46	285/30 R20	none		M14x1,25x30	10, 11, 47, 48
Topas	VA	8,5x20	35	245/35 R20	0, 5mm	0, 5'	M14x1,25x30,-35	10, 11, 47, 48
	HA	8,5x20	35	245/35 R20	0, 5mm	0, 5'	M14x1,25x30,-35	Li95, 10, 11, 47, 48
	VA	8,5x20	35	245/35 R20	0, 5mm	0, 5'	M14x1,25x30,-35	10, 11, 47, 48
	HA	10,0x20	38	275/30 R20	none		M14x1,25x30	K4b, Li95, 10, 11, 47, 48
	VA	8,5x20	35	245/35 R20	0, 5mm	0, 5'	M14x1,25x30,-35	10, 11, 47, 48
	HA	10,0x20	38	285/30 R20	none		M14x1,25x30	K4b, 10, 11, 47, 48

21 Zoll / 21 Inch

Design	Achse <i>Axle</i>	Größe <i>Size</i>	ET <i>Offset</i>	Reifengröße <i>Tyre size</i>	Distanzscheibenstärke <i>Spacer thickness</i>	Distanzscheiben [siehe unten] <i>Spacer [see below]</i>	Radschrauben <i>Bolts</i>	Auflagen <i>Remarks</i>
Race GTP	VA	9,0x21	33	255/30 R21	none		M14x1,25x30	K4a, 10, 11, 47, 48
	HA	9,0x21	33	255/30 R21	none		M14x1,25x30	K4b, R7f, 10, 11, 47, 48
Fascinate	VA	9,0x21	35	255/30 R21	none		M14x1,25x30	K4a, 10, 11, 47, 48
	HA	9,0x21	35	255/30 R21	none		M14x1,25x30	K4b, R7f, 10, 11, 47, 48
Race LS 2	VA	9,0x21	30	255/30 R21	none	0a	M14x1,25x30	K4a, 10, 11, 47, 48
	HA	9,0x21	30	255/30 R21	none	0a	M14x1,25x30	K4b, R7f, 10, 11, 47, 48
Race GTR	VA	9,0x21	35	255/30 R21	none		M14x1,25x30	K4a, 10, 11, 47, 48
	HA	9,0x21	35	255/30 R21	none		M14x1,25x30	K4b, R7f, 10, 11, 47, 48
Race LS	VA	9,0x21	35	255/30 R21	none	0a	M14x1,25x30	K4a, 10, 11, 47, 48
	HA	9,0x21	35	255/30 R21	none	0a	M14x1,25x30	K4b, R7f, 10, 11, 47, 48
Spirit R	VA	9,0x21	35	255/30 R21	none	0a	M14x1,25x30	K4a, 10, 11, 47, 48
	HA	9,0x21	35	255/30 R21	none	0a	M14x1,25x30	K4b, R7f, 10, 11, 47, 48
Topas	VA	9,0x21	31	255/30 R21	none		M14x1,25x30	K4a, 10, 11, 47, 48
	HA	9,0x21	31	255/30 R21	none		M14x1,25x30	K4b, R7f, 10, 11, 47, 48

Legende / legend			
10	Nur in Kombination mit Reifendruckkontrollsystem ab Bj.03.2014 - 11.2016 <i>Only in combination with tire pressure sensors from Bj.03.2014 - 11.2016</i>	Original Nummer: BMW - 36 10 6 856 209 <i>OE part number: BMW - 36 10 6 856 209</i>	Zubehör Nummer: VDO - S 180 052 056 <i>Aftermarket number: VDO - S 180 052 056</i>
11	Nur in Kombination mit Reifendruckkontrollsystem ab Bj.11.2016 <i>Only in combination with tire pressure sensors from Bj.11.2016</i>	Original Nummer: BMW - 36 10 6 881 890 <i>OE part number: BMW - 36 10 6 881 890</i>	Zubehör Nummer: VDO - A2C97432502 <i>Aftermarket number: VDO - A2C97432502</i>
K4a	An Achse 1 ist eine ausreichende Radabdeckung und Freigang herzustellen. Siehe TÜV Teilegutachten. <i>On axis 1 a sufficient fender clearance needs to be ensured. See TÜV certificate.</i>		
K4b	An Achse 2 ist eine ausreichende Radabdeckung und Freigang herzustellen. Siehe TÜV Teilegutachten. <i>On axis 2 a sufficient fender clearance needs to be ensured. See TÜV certificate.</i>		
Li95	Mindestens einen Lastindex von 95 verwenden. Bei geringerem Lastindex können Motor/Ausstattungsvarianten entfallen <i>Use a minimum Loadindex of 95. With a lower load index, motor/equipment variants can be omitted</i>		
Li96	Mindestens einen Lastindex von 96 verwenden. Bei geringerem Lastindex können Motor/Ausstattungsvarianten entfallen <i>Use a minimum Loadindex of 96. With a lower load index, motor/equipment variants can be omitted</i>		
R7f	Achslasten sind zu beachten. <i>Axle loads must be checked.</i>		
47	Genauere Auflagen sind den jeweiligen TÜV Teilegutachten zu entnehmen. <i>Detailed requirements are given in the relevant TÜV certificate.</i>		
48	Bei der Verwendung dieser Rad/Reifenkombination ist beim Fall einer Reifenpanne ein Ersatzrad oder Reifenpannen-Set mitzuführen. <i>User instruction: When using this wheel/tire combination it is necessary to provide a spare wheel or a set for tire breakdown for emergency.</i>		
x10	Keine 10mm Distanzscheibe möglich, da zu hohe Radnabe. <i>No 10mm spacer possible, because of wheel hub.</i>		
Artikelnummer Distanzscheibe / spacer part number			
0	None		
0a	None +2ZR		
5 ¹	751207250501		
5 ⁴	751207410504		
10	751207411006		
15	751207411506		
20	751207412006		
25	751207412506		
5 ¹ a	751207250501 +2ZR		
5 ⁴ a	751207410504 +2ZR		
10a	751207411006 +2ZR		
15a	751207411506 +2ZR		
20a	751207412006 +2ZR		
25a	751207412506 +2ZR		
10b	751207411006 +4ZR		
15b	751207411506 +4ZR		
20b	751207412006 +4ZR		
25b	751207412506 +4ZR		
Farblegende / color legend			
	problemlos <i>unproblematically</i>		
	laut STVZO problemlos, EU grenzwertig <i>by STVZO unproblematically, EU is uncertain</i>		
	evtl mit Karosseriearbeit verbunden <i>related with possible bodywork</i>		