



BMW 3er M Limousine, M3, Typ F80, 431 PS / 317 kW

BMW 4er M Coupe, M4, Typ F82, 431 PS / 317 kW

BMW 4er M Cabrio, M4, Typ F83, 431 PS / 317 kW

BMW 4er M Coupe, M4, Typ F82 Facelift, 431 PS / 317 kW

BMW 4er M Cabrio, M4, Typ F83 Facelift, 431 PS / 317 kW

BMW 3er M Limousine, M3 Competition, Typ F80, 450 PS / 331 kW

BMW 4er M Coupe, M4 Competition, Typ F82, 450 PS / 331 kW

BMW 4er M Cabrio, M4 Competition, Typ F83, 450 PS / 331 kW

BMW 4er M Coupe, M4 Competition, Typ F82 Facelift, 450 PS / 331 kW

BMW 4er M Cabrio, M4 Competition, Typ F83 Facelift, 450 PS / 331 kW

**Allgemeinhinweis: Die genauen Auflagen sind dem Teilegutachten zu entnehmen. Achslasten sind zu beachten.**

In general note: The exact requirements can be found in the part certificate. Axle loads must be observed.

Application								
BMW M3 Typ M3								5x120
19 Zoll / 19 Inch								
Design	Achse <i>Axle</i>	Größe <i>Size</i>	ET <i>Offset</i>	Reifengröße <i>Tyre size</i>	Distanzscheibenstärke <i>Spacer thickness</i>	Distanzscheiben [siehe unten] <i>Spacer [see below]</i>	Radschrauben <i>Bolts</i>	Auflagen <i>Remarks</i>
Race LS	VA	8,5x19	42	255/35 R19	10, 15, 20, 25mm	10a, 15a, 20a, 25a	M14x1,25x40,-45,-50,-55	10, 11, 47, 48, M&S, BD97
	HA	8,5x19	42	255/35 R19	10, 15, 20, 25mm	10a, 15a, 20a, 25a	M14x1,25x40,-45,-50,-55	10, 11, 47, 48, M&S
	VA	8,5x19	42	255/35 R19	10, 15, 20, 25mm	10a, 15a, 20a, 25a	M14x1,25x40,-45,-50,-55	10, 11, 47, 48, BD97
	HA	9,5x19	42	275/35 R19	5, 10, 15, 20mm	5', 10a, 15a, 20a	M14x1,25x35,-40,-45,-50	10, 11, 47, 48
Spirit R	VA	8,5x19	42	255/35 R19	10, 15, 20, 25mm	10a, 15a, 20a, 25a	M14x1,25x40,-45,-50,-55	10, 11, 47, 48, M&S, BD97
	HA	8,5x19	42	255/35 R19	10, 15, 20, 25mm	10a, 15a, 20a, 25a	M14x1,25x40,-45,-50,-55	10, 11, 47, 48, M&S
	VA	8,5x19	42	255/35 R19	10, 15, 20, 25mm	10a, 15a, 20a, 25a	M14x1,25x40,-45,-50,-55	10, 11, 47, 48, BD97
	HA	9,5x19	42	275/35 R19	5, 10, 15, 20mm	5', 10a, 15a, 20a	M14x1,25x35,-40,-45,-50	10, 11, 47, 48
Fascinate	VA	8,5x19	38	255/35 R19	5, 10, 15, 20mm	5', 10a, 15a, 20a	M14x1,25x35,-40,-45,-50	10, 11, 47, 48, M&S, BD97
	HA	8,5x19	38	255/35 R19	5, 10, 15, 20mm	5', 10a, 15a, 20a	M14x1,25x35,-40,-45,-50	10, 11, 47, 48, M&S
	VA	8,5x19	38	255/35 R19	5, 10, 15, 20mm	5', 10a, 15a, 20a	M14x1,25x35,-40,-45,-50	10, 11, 47, 48, BD97
	HA	9,5x19	42	275/35 R19	5, 10, 15, 20mm	5', 10a, 15a, 20a	M14x1,25x35,-40,-45,-50	10, 11, 47, 48
Race GTS 2	VA	8,5x19	40	255/35 R19	10, 15, 20mm	10a, 15a, 20a	M14x1,25x40,-45,-50	10, 11, 47, 48, M&S, BD97
	HA	8,5x19	40	255/35 R19	10, 15, 20mm	10a, 15a, 20a	M14x1,25x40,-45,-50	10, 11, 47, 48, M&S
	VA	8,5x19	40	255/35 R19	10, 15, 20mm	10a, 15a, 20a	M14x1,25x40,-45,-50	10, 11, 47, 48, BD97
	HA	9,5x19	40	275/35 R19	0, 5, 10, 15mm	0, 5', 10a, 15a	M14x1,25x30,-35,-40,-45	10, 11, 47, 48
Race LS 2	VA	8,5x19	35	255/35 R19	5, 10, 15mm	5', 10a, 15a	M14x1,25x35,-40,-45	10, 11, 47, 48, M&S, BD97
	HA	8,5x19	35	255/35 R19	5, 10, 15mm	5', 10a, 15a	M14x1,25x35,-40,-45	10, 11, 47, 48, M&S
	VA	8,5x19	35	255/35 R19	5, 10, 15mm	5', 10a, 15a	M14x1,25x35,-40,-45	10, 11, 47, 48, BD97
	HA	9,5x19	46	275/35 R19	10, 15, 20mm	10a, 15a, 20a	M14x1,25x40,-45,-50	10, 11, 47, 48
Spirit RS	VA	9,0x19	29	255/35 R19	10mm	10a	M14x1,25x40	10, 11, 47, 48, BD97
	HA	10,0x19	23	275/35 R19	none		M14x1,25x30	10, 11, 47, 48
Topas	VA	8,5x19	35	255/35 R19	10, 15, 20mm	10a, 15a, 20a	M14x1,25x40,-45,-50	10, 11, 47, 48, M&S, BD97
	HA	8,5x19	35	255/35 R19	10, 15, 20mm	10a, 15a, 20a	M14x1,25x40,-45,-50	10, 11, 47, 48, M&S
	VA	8,5x19	35	255/35 R19	10, 15, 20mm	10a, 15a, 20a	M14x1,25x40,-45,-50	10, 11, 47, 48, BD97
	HA	9,5x19	33	275/35 R19	5, 10mm	5', 10a	M14x1,25x35,-40	10, 11, 47, 48
	VA	8,5x19	35	255/35 R19	10, 15, 20mm	10a, 15a, 20a	M14x1,25x40,-45,-50	10, 11, 47, 48, BD97
	HA	10,0x19	31	275/35 R19	none		M14x1,25x30	10, 11, 47, 48

## 20 Zoll / 20 Inch

Design	Achse <i>Axle</i>	Größe <i>Size</i>	ET <i>Offset</i>	Reifengröße <i>Tyre size</i>	Distanzscheibenstärke <i>Spacer thickness</i>	Distanzscheiben [siehe unten] <i>Spacer [see below]</i>	Radschrauben <i>Bolts</i>	Auflagen <i>Remarks</i>
Spirit II	VA	8,5x20	35	245/30 R20	5, 10, 15, 20mm	5', 10a, 15a, 20a	M14x1,25x35,-40,-45,-50	10, 11, 47, 48, BD97
	HA	10,0x20	40	295/25 R20	none		M14x1,25x30	10, 11, 47, 48
	VA	8,5x20	35	255/30 R20	5, 10, 15, 20mm	5', 10a, 15a, 20a	M14x1,25x35,-40,-45,-50	10, 11, 47, 48, BD97
	HA	10,0x20	40	275/30 R20	0, 5mm	0, 5'	M14x1,25x30,-35	10, 11, 47, 48
Race GTP	VA	8,5x20	35	245/30 R20	5, 10, 15, 20mm	5', 10a, 15a, 20a	M14x1,25x35,-40,-45,-50	10, 11, 47, 48, BD97
	HA	10,0x20	46	295/25 R20	5, (10, 15mm)	5', (10a, 15a)	M14x1,25x35,(-40,-45)	(K4b), 10, 11, 47, 48
	VA	8,5x20	35	255/30 R20	5, 10, 15, 20mm	5', 10a, 15a, 20a	M14x1,25x35,-40,-45,-50	10, 11, 47, 48, BD97
	HA	10,0x20	46	275/30 R20	5, 10mm	5', 10a	M14x1,25x35,-40	10, 11, 47, 48
	VA	8,5x20	35	245/30 R20	5, 10, 15, 20mm	5', 10a, 15a, 20a	M14x1,25x35,-40,-45,-50	10, 11, 47, 48, BD97
	HA	10,0x20	30	295/25 R20	none		M14x1,25x30	K4b, 10, 11, 47, 48
	VA	8,5x20	35	255/30 R20	5, 10, 15, 20mm	5', 10a, 15a, 20a	M14x1,25x35,-40,-45,-50	10, 11, 47, 48, BD97
	HA	10,0x20	30	275/30 R20	none		M14x1,25x30	K4b, 10, 11, 47, 48
Race GTS 2	VA	8,5x20	35	245/30 R20	5, 10, 15, 20mm	5', 10a, 15a, 20a	M14x1,25x35,-40,-45,-50	10, 11, 47, 48
	HA	10,0x20	35	295/25 R20	none	0a	M14x1,25x30	K4b, 10, 11, 47, 48
	VA	8,5x20	35	255/30 R20	5, 10, 15, 20mm	5', 10a, 15a, 20a	M14x1,25x35,-40,-45,-50	10, 11, 47, 48
	HA	10,0x20	35	275/30 R20	none	0a	M14x1,25x30	10, 11, 47, 48
	VA	8,5x20	35	245/30 R20	5, 10, 15, 20mm	5', 10a, 15a, 20a	M14x1,25x35,-40,-45,-50	10, 11, 47, 48
	HA	10,0x20	46	295/25 R20	5, (10, 15mm)	5', (10a, 15a)	M14x1,25x35,(-40,-45)	R7f, (K4b), 10, 11, 47, 48
	VA	8,5x20	35	255/30 R20	5, 10, 15, 20mm	5', 10a, 15a, 20a	M14x1,25x35,-40,-45,-50	10, 11, 47, 48
	HA	10,0x20	46	275/30 R20	5, 10mm	5', 10a	M14x1,25x35,-40	R7f, 10, 11, 47, 48
	VA	8,5x20	35	255/30 R20	5, 10, 15, 20mm	5', 10a, 15a, 20a	M14x1,25x35,-40,-45,-50	10, 11, 47, 48
	HA	9,5x20	46	275/30 R20	5, 10, 15mm	5', 10a, 15a	M14x1,25x30,-35,-40,-45	R7f, 10, 11, 47, 48
Fascinate	VA	8,5x20	35	245/30 R20	5, 10, 15, 20mm	5', 10a, 15a, 20a	M14x1,25x35,-40,-45,-50	10, 11, 47, 48
	HA	10,0x20	46	295/25 R20	5, (10, 15mm)	5', (10a, 15a)	M14x1,25x35,(-40,-45)	(K4b), 10, 11, 47, 48
	VA	8,5x20	35	255/30 R20	5, 10, 15, 20mm	5', 10a, 15a, 20a	M14x1,25x35,-40,-45,-50	10, 11, 47, 48
	HA	10,0x20	46	275/30 R20	5, 10mm	5', 10a	M14x1,25x35,-40	10, 11, 47, 48
	VA	8,5x20	35	245/30 R20	5, 10, 15, 20mm	5', 10a, 15a, 20a	M14x1,25x35,-40,-45,-50	10, 11, 47, 48
	HA	10,0x20	35	295/25 R20	none		M14x1,25x30	K4b, 10, 11, 47, 48
	VA	8,5x20	35	255/30 R20	5, 10, 15, 20mm	5', 10a, 15a, 20a	M14x1,25x35,-40,-45,-50	10, 11, 47, 48
	HA	10,0x20	35	275/30 R20	none		M14x1,25x30	10, 11, 47, 48

**20 Zoll / 20 Inch**




Design	Achse <i>Axle</i>	Größe <i>Size</i>	ET <i>Offset</i>	Reifengröße <i>Tyre size</i>	Distanzscheibenstärke <i>Spacer thickness</i>	Distanzscheiben [siehe unten] <i>Spacer [see below]</i>	Radschrauben <i>Bolts</i>	Auflagen <i>Remarks</i>
Spirit R	VA	8,5x20	35	245/30 R20	5, 10, 15, 20mm	5', 10a, 15a, 20a	M14x1,25x35,-40,-45,-50	10, 11, 47, 48
	HA	10,0x20	46	295/25 R20	5, (10, 15mm)	5', (10a, 15a)	M14x1,25x35,(-40,-45)	(K4b), 10, 11, 47, 48
	VA	8,5x20	35	255/30 R20	5, 10, 15, 20mm	5', 10a, 15a, 20a	M14x1,25x35,-40,-45,-50	10, 11, 47, 48
	HA	10,0x20	46	275/30 R20	5, 10mm	5', 10a	M14x1,25x35,-40	10, 11, 47, 48
	VA	8,5x20	35	255/30 R20	5, 10, 15, 20mm	5', 10a, 15a, 20a	M14x1,25x35,-40,-45,-50	10, 11, 47, 48
	HA	10,0x20	30	275/30 R20	none	0a	M14x1,25x30	K4b, 10, 11, 47, 48
	VA	8,5x20	35	245/30 R20	5, 10, 15, 20mm	5', 10a, 15a, 20a	M14x1,25x35,-40,-45,-50	10, 11, 47, 48
	HA	10,0x20	30	295/25 R20	none	0a	M14x1,25x30	K4b, 10, 11, 47, 48
	VA	8,5x20	35	255/30 R20	5, 10, 15, 20mm	5', 10a, 15a, 20a	M14x1,25x35,-40,-45,-50	10, 11, 47, 48
HA	9,5x20	46	275/30 R20	5, 10, 15mm	5', 10a, 15a	M14x1,25x35,-40,-45	10, 11, 47, 48	
Race GTS	VA	8,5x20	35	245/30 R20	10, 15, 20mm	10a, 15a, 20a	M14x1,25x40,-45,-50	10, 11, 47, 48, BD97
	HA	10,0x20	35	295/25 R20	none		M14x1,25x30	K4b, 10, 11, 47, 48
	VA	8,5x20	35	255/30 R20	10, 15, 20mm	10a, 15a, 20a	M14x1,25x40,-45,-50	10, 11, 47, 48, BD97
	HA	10,0x20	35	275/30 R20	none		M14x1,25x30	10, 11, 47, 48
Race LS	VA	8,5x20	35	245/30 R20	5, 10, 15, 20mm	5', 10a, 15a, 20a	M14x1,25x35,-40,-45,-50	10, 11, 47, 48
	HA	10,0x20	35	295/25 R20	none		M14x1,25x30	K4b, 10, 11, 47, 48
	VA	8,5x20	35	255/30 R20	5, 10, 15, 20mm	5', 10a, 15a, 20a	M14x1,25x35,-40,-45,-50	10, 11, 47, 48
	HA	10,0x20	35	275/30 R20	none		M14x1,25x30	10, 11, 47, 48
	VA	8,5x20	35	255/30 R20	5, 10, 15, 20mm	5', 10a, 15a, 20a	M14x1,25x35,-40,-45,-50	10, 11, 47, 48
	HA	9,5x20	46	275/30 R20	5, 10, 15mm	5', 10a, 15a	M14x1,25x30,-35,-40,-45	10, 11, 47, 48
Race LS 2	VA	8,5x20	35	245/30 R20	5, 10, 15, 20mm	5', 10a, 15a, 20a	M14x1,25x35,-40,-45,-50	10, 11, 47, 48
	HA	10,0x20	46	295/25 R20	5, (10, 15mm)	5', (10a, 15a)	M14x1,25x35,(-40,-45)	(K4b), 10, 11, 47, 48
	VA	8,5x20	35	255/30 R20	5, 10, 15, 20mm	5', 10a, 15a, 20a	M14x1,25x35,-40,-45,-50	10, 11, 47, 48
	HA	10,0x20	46	275/30 R20	5, 10mm	5', 10a	M14x1,25x35,-40	10, 11, 47, 48
	VA	8,5x20	35	245/30 R20	5, 10, 15, 20mm	5', 10a, 15a, 20a	M14x1,25x35,-40,-45,-50	10, 11, 47, 48
	HA	10,0x20	38	295/25 R20	none	0a	M14x1,25x30	10, 11, 47, 48
	VA	8,5x20	35	255/30 R20	5, 10, 15, 20mm	5', 10a, 15a, 20a	M14x1,25x35,-40,-45,-50	10, 11, 47, 48
	HA	10,0x20	38	275/30 R20	0, 5mm	0a, 5'a	M14x1,25x30,-35	10, 11, 47, 48
	VA	8,5x20	35	255/30 R20	5, 10, 15, 20mm	5', 10a, 15a, 20a	M14x1,25x35,-40,-45,-50	10, 11, 47, 48
HA	9,5x20	46	275/30 R20	5, 10, 15mm	5', 10a, 15a	M14x1,25x30,-35,-40,-45	10, 11, 47, 48	

**20 Zoll / 20 Inch**

Design	Achse <i>Axle</i>	Größe <i>Size</i>	ET <i>Offset</i>	Reifengröße <i>Tyre size</i>	Distanzscheibenstärke <i>Spacer thickness</i>	Distanzscheiben [siehe unten] <i>Spacer [see below]</i>	Radschrauben <i>Bolts</i>	Auflagen <i>Remarks</i>
Topas	VA	9,0x20	25	255/30 R20	none		M14x1,25x30	10, 11, 47, 48
	HA	10,0x20	31	275/30 R20	none		M14x1,25x30	K4b, 10, 11, 47, 48
	VA	9,0x20	25	245/30 R20	none		M14x1,25x30	10, 11, 47, 48
	HA	10,0x20	31	295/25 R20	none		M14x1,25x30	K4b, 10, 11, 47, 48
	VA	9,0x20	25	265/30 R20	none		M14x1,25x30	10, 11, 47, 48
	HA	10,0x20	31	285/30 R20	none		M14x1,25x30	K4b, 10, 11, 47, 48
	VA	9,0x20	25	255/30 R20	none		M14x1,25x30	10, 11, 47, 48
	HA	10,0x20	38	275/30 R20	none		M14x1,25x30	10, 11, 47, 48
	VA	9,0x20	25	245/30 R20	none		M14x1,25x30	10, 11, 47, 48
	HA	10,0x20	38	295/25 R20	none		M14x1,25x30	K4b, 10, 11, 47, 48
	VA	9,0x20	25	265/30 R20	none		M14x1,25x30	10, 11, 47, 48
	HA	10,0x20	38	285/30 R20	none		M14x1,25x30	K4b, 10, 11, 47, 48
	VA	9,0x20	25	245/30 R20	none		M14x1,25x30	10, 11, 47, 48
	HA	10,5x20	39	295/25 R20	none		M14x1,25x30	K4b, 10, 11, 47, 48
	VA	9,0x20	25	265/30 R20	none		M14x1,25x30	10, 11, 47, 48
	HA	10,5x20	39	285/30 R20	none		M14x1,25x30	K4b, 10, 11, 47, 48
	VA	9,0x20	25	245/30 R20	none		M14x1,25x30	10, 11, 47, 48
	HA	10,5x20	30	295/25 R20	none		M14x1,25x30	K4b, 10, 11, 47, 48
	VA	9,0x20	25	265/30 R20	none		M14x1,25x30	10, 11, 47, 48
	HA	10,5x20	30	285/30 R20	none		M14x1,25x30	K4b, 10, 11, 47, 48

**21 Zoll / 21 Inch**

Design	Achse <i>Axle</i>	Größe <i>Size</i>	ET <i>Offset</i>	Reifengröße <i>Tyre size</i>	Distanzscheibenstärke <i>Spacer thickness</i>	Distanzscheiben [siehe unten] <i>Spacer [see below]</i>	Radschrauben <i>Bolts</i>	Auflagen <i>Remarks</i>
Fascinate	VA	9,0x21	35	245/30 R21	10mm	10a	M14x1,25x40	Li91, 10, 11, 47, 48
	HA	10,5x21	44	295/25 R21	0, 5mm	0, 5'	M14x1,25x30,-35	10, 11, 47, 48
Race GTP	VA	9,0x21	33	245/30 R21	10mm	10a	M14x1,25x40	Li91, 10, 11, 47, 48
	HA	10,5x21	44	295/25 R21	0, 5mm	0, 5'	M14x1,25x30,-35	10, 11, 47, 48
Race LS 2	VA	9,0x21	30	245/30 R21	10mm	10a	M14x1,25x40	Li91, 10, 11, 47, 48
	HA	10,5x21	44	295/25 R21	0, 5mm	0, 5'	M14x1,25x30,-35	10, 11, 47, 48
Race GTR	VA	9,0x21	35	245/30 R21	10mm	10a	M14x1,25x30	Li91, 10, 11, 47, 48
	HA	10,0x21	35	295/25 R21	none		M14x1,25x30	K4b, 10, 11, 47, 48
Race LS	VA	9,0x21	35	245/30 R21	10mm	10a	M14x1,25x30	Li91, 10, 11, 47, 48
	HA	10,0x21	38	295/25 R21	0, (5mm)	0, (5')	M14x1,25x30,(-35)	(K4b), 10, 11, 47, 48
Spirit R	VA	9,0x21	35	245/30 R21	10mm	10a	M14x1,25x30	Li91, 10, 11, 47, 48
	HA	10,0x21	38	295/25 R21	0, (5mm)	0, (5')	M14x1,25x30,(-35)	(K4b), 10, 11, 47, 48
Topas	VA	9,0x21	25	245/30 R21	none		M14x1,25x30	Li91, 10, 11, 47, 48
	HA	10,5x21	39	295/25 R21	none		M14x1,25x30	10, 11, 47, 48
	VA	9,0x21	20	245/30 R21	none		M14x1,25x30	Li91, K4a, 10, 11, 47, 48
	HA	10,5x21	36	295/25 R21	none		M14x1,25x30	K4b, 10, 11, 47, 48

Legende / legend			
10	Nur in Kombination mit Reifendruckkontrollsystem ab Bj.03.2014 - 11.2016 <i>Only in combination with tire pressure sensors from Bj.03.2014 - 11.2016</i>	Original Nummer: BMW - 36 10 6 856 209 <i>OE part number: BMW - 36 10 6 856 209</i>	Zubehör Nummer: VDO - S 180 052 056 <i>Aftermarket number: VDO - S 180 052 056</i>
11	Nur in Kombination mit Reifendruckkontrollsystem ab Bj.11.2016 <i>Only in combination with tire pressure sensors from Bj.11.2016</i>	Original Nummer: BMW - 36 10 6 881 890 <i>OE part number: BMW - 36 10 6 881 890</i>	Zubehör Nummer: VDO - A2C97432502 <i>Aftermarket number: VDO - A2C97432502</i>
K4a	An Achse 1 ist eine ausreichende Radabdeckung und Freigang herzustellen. Siehe TÜV Teilegutachten. <i>On axis 1 a sufficient fender clearance needs to be ensured. See TÜV certificate.</i>		
K4b	An Achse 2 ist eine ausreichende Radabdeckung und Freigang herzustellen. Siehe TÜV Teilegutachten. <i>On axis 2 a sufficient fender clearance needs to be ensured. See TÜV certificate.</i>		
BD97	Nicht für Fahrzeuge mit Keramikbremse <i>Not for vehicles with ceramic brakes.</i>		
R7f	Achslasten sind zu beachten. <i>Axle loads must be checked.</i>		
47	Genauere Auflagen sind den jeweiligen TÜV Teilegutachten zu entnehmen. <i>Detailed requirements are given in the relevant TÜV certificate.</i>		
48	Bei der Verwendung dieser Rad/Reifenkombination ist beim Fall einer Reifenpanne ein Ersatzrad oder Reifenpannen-Set mitzuführen. <i>User instruction: When using this wheel/tire combination it is necessary to provide a spare wheel or a set for tire breakdown for emergency.</i>		
Li91	Mindestens einen Lastindex von 91 verwenden. Bei geringerem Lastindex können Motor/Ausstattungsvarianten entfallen <i>Use a minimum Loadindex of 91. With a lower load index, motor/equipment variants can be omitted</i>		
Artikelnummer Distanzscheibe / spacer part number			
0	None		
0a	None +2ZR		
5 <sup>1</sup>	751207250501		
5 <sup>4</sup>	751207410504		
10	751207411006		
15	751207411506		
20	751207412006		
25	751207412506		
5 <sup>1</sup> a	751207250501 +2ZR		
5 <sup>4</sup> a	751207410504 +2ZR		
10a	751207411006 +2ZR		
15a	751207411506 +2ZR		
20a	751207412006 +2ZR		
25a	751207412506 +2ZR		
10b	751207411006 +4ZR		
15b	751207411506 +4ZR		
20b	751207412006 +4ZR		
25b	751207412506 +4ZR		
Farblegende / color legend			
	problemlos <i>unproblematically</i>		
	laut STVZO problemlos, EU grenzwertig <i>by STVZO unproblematically, EU is uncertain</i>		
	evtl mit Karosseriearbeit verbunden <i>related with possible bodywork</i>		