

BMW X3, 20i xDrive, Typ E83, 150 PS / 110 kW

BMW X3, 25i xDrive, Typ E83, 192 PS / 141 kW

BMW X3, 30d xDrive, Typ E83, 204 PS / 150 kW

BMW X3, 18d xDrive, Typ E83 Facelift, 143 PS / 105 kW

BMW X3, 20d xDrive, Typ E83 Facelift, 150 PS / 110 kW

BMW X3, 25i sDrive, Typ E83 Facelift, 218 PS / 160 kW

BMW X3, 30i xDrive, Typ E83 Facelift, 218 PS / 160 kW

BMW X3, 35d xDrive, Typ E83 Facelift, 286 PS / 210 kW

BMW X3, 20d xDrive, Typ E83, 150 PS / 110 kW

BMW X3, 30i xDrive, Typ E83, 231 PS / 170 kW

BMW X3, 30d xDrive, Typ E83, 218 PS / 160 kW

BMW X3, 20d xDrive, Typ E83 Facelift, 143 PS / 105 kW

BMW X3, 20i xDrive, Typ E83 Facelift, 150 PS / 110 kW

BMW X3, 30i sDrive, Typ E83 Facelift, 272 PS / 200 kW

BMW X3, 30d xDrive, Typ E83 Facelift, 218 PS / 160 kW

**Allgemeinhinweis: Die genauen Auflagen sind dem Teilegutachten zu entnehmen. Achslasten sind zu beachten.**

**In general note: The exact requirements can be found in the part certificate. Axle loads must be observed.**

**Application****BMW X3 Typ X83****5x120****18 Zoll / 18 Inch**

<b>Design</b>	<b>Achse <i>Axle</i></b>	<b>Größe <i>Size</i></b>	<b>ET <i>Offset</i></b>	<b>Reifengröße <i>Tyre size</i></b>	<b>Distanzscheibenstärke <i>Spacer thickness</i></b>	<b>Distanzscheiben [siehe unten] <i>Spacer [see below]</i></b>	<b>Radschrauben <i>Bolts</i></b>	<b>Auflagen <i>Remarks</i></b>
Race GTS	VA	8,5x18	35	235/50 R18	0, 5, 10mm	0, 5', 10a	M14x1,5x30,-35,-40	47, 48
	HA	8,5x18	35	235/50 R18	0, 5, 10mm	0, 5', 10a	M14x1,5x30,-35,-40	47, 48
Race LS	VA	8,5x18	48	235/50 R18	0, 5, 10, 15, 20mm	0, 5', 10a, 15a, 20a	M14x1,5x30,-35,-40,-45,-50	47, 48
	HA	8,5x18	48	235/50 R18	0, 5, 10, 15, 20mm	0, 5', 10a, 15a, 20a	M14x1,5x30,-35,-40,-45,-50	47, 48

**19 Zoll / 19 Inch**

Design	Achse <i>Axle</i>	Größe <i>Size</i>	ET <i>Offset</i>	Reifengröße <i>Tyre size</i>	Distanzscheibenstärke <i>Spacer thickness</i>	Distanzscheiben [siehe unten] <i>Spacer [see below]</i>	Radschrauben <i>Bolts</i>	Auflagen <i>Remarks</i>
Race GTP	VA	8,5x19	38	245/40 R19	0, 5, 10mm	0, 5', 10a	M14x1,5x30,-35,-40	47, 48
	HA	8,5x19	38	245/40 R19	0, 5, 10mm	0, 5', 10a	M14x1,5x30,-35,-40	47, 48
	VA	8,5x19	38	255/40 R19	0, 5, 10mm	0, 5', 10a	M14x1,5x30,-35,-40	47, 48
	HA	8,5x19	38	255/40 R19	0, 5, 10mm	0, 5', 10a	M14x1,5x30,-35,-40	47, 48
	VA	8,5x19	38	245/40 R19	0, 5, 10mm	0, 5', 10a	M14x1,5x30,-35,-40	47, 48
	HA	9,5x19	42	275/35 R19	0, 5, 10mm	0, 5', 10a	M14x1,5x30,-35,-40	47, 48
Fascinate	VA	8,5x19	38	245/40 R19	0, 5, 10mm	0, 5', 10a	M14x1,5x30,-35,-40	47, 48
	HA	8,5x19	38	245/40 R19	0, 5, 10mm	0, 5', 10a	M14x1,5x30,-35,-40	47, 48
	VA	8,5x19	38	255/40 R19	0, 5, 10mm	0, 5', 10a	M14x1,5x30,-35,-40	47, 48
	HA	8,5x19	38	255/40 R19	0, 5, 10mm	0, 5', 10a	M14x1,5x30,-35,-40	47, 48
	VA	8,5x19	38	245/40 R19	0, 5, 10mm	0, 5', 10a	M14x1,5x30,-35,-40	47, 48
	HA	9,5x19	42	275/35 R19	0, 5, 10mm	0, 5', 10a	M14x1,5x30,-35,-40	47, 48
Race LS	VA	8,5x19	42	245/40 R19	0, 5, 10mm	0, 5', 10a	M14x1,5x30,-35,-40	47, 48
	HA	8,5x19	42	245/40 R19	0, 5, 10mm	0, 5', 10a	M14x1,5x30,-35,-40	47, 48
	VA	8,5x19	42	255/40 R19	0, 5, 10mm	0, 5', 10a	M14x1,5x30,-35,-40	47, 48
	HA	8,5x19	42	255/40 R19	0, 5, 10mm	0, 5', 10a	M14x1,5x30,-35,-40	47, 48
	VA	8,5x19	42	245/40 R19	0, 5, 10mm	0, 5', 10a	M14x1,5x30,-35,-40	47, 48
	HA	9,5x19	42	275/35 R19	0, 5, 10mm	0, 5', 10a	M14x1,5x30,-35,-40	47, 48
Spirit R	VA	8,5x19	42	245/40 R19	0, 5, 10mm	0, 5', 10a	M14x1,5x30,-35,-40	47, 48
	HA	8,5x19	42	245/40 R19	0, 5, 10mm	0, 5', 10a	M14x1,5x30,-35,-40	47, 48
	VA	8,5x19	42	255/40 R19	0, 5, 10mm	0, 5', 10a	M14x1,5x30,-35,-40	47, 48
	HA	8,5x19	42	255/40 R19	0, 5, 10mm	0, 5', 10a	M14x1,5x30,-35,-40	47, 48
	VA	8,5x19	42	245/40 R19	0, 5, 10mm	0, 5', 10a	M14x1,5x30,-35,-40	47, 48
	HA	9,5x19	42	275/35 R19	0, 5, 10mm	0, 5', 10a	M14x1,5x30,-35,-40	47, 48

**19 Zoll / 19 Inch**

Design	Achse <i>Axle</i>	Größe <i>Size</i>	ET <i>Offset</i>	Reifengröße <i>Tyre size</i>	Distanzscheibenstärke <i>Spacer thickness</i>	Distanzscheiben [siehe unten] <i>Spacer [see below]</i>	Radschrauben <i>Bolts</i>	Auflagen <i>Remarks</i>
Race GTS 2	VA	8,5x19	40	245/40 R19	0, 5, 10mm	0, 5', 10a	M14x1,5x30,-35,-40	47, 48
	HA	8,5x19	40	245/40 R19	0, 5, 10mm	0, 5', 10a	M14x1,5x30,-35,-40	47, 48
	VA	8,5x19	40	255/40 R19	0, 5, 10mm	0, 5', 10a	M14x1,5x30,-35,-40	47, 48
	HA	8,5x19	40	255/40 R19	0, 5, 10mm	0, 5', 10a	M14x1,5x30,-35,-40	47, 48
	VA	8,5x19	40	245/40 R19	0, 5, 10mm	0, 5', 10a	M14x1,5x30,-35,-40	47, 48
	HA	9,5x19	40	275/35 R19	0, 5, 10mm	0, 5', 10a	M14x1,5x30,-35,-40	47, 48
Race GTS	VA	8,5x19	30	245/40 R19	none		M14x1,5x30	47, 48
	HA	8,5x19	30	245/40 R19	none		M14x1,5x30	47, 48
	VA	8,5x19	30	255/40 R19	none		M14x1,5x30	47, 48
	HA	8,5x19	30	255/40 R19	none		M14x1,5x30	47, 48
	VA	8,5x19	30	245/40 R19	none		M14x1,5x30	47, 48
	HA	9,5x19	35	275/35 R19	none		M14x1,5x30	47, 48
Spirit II	VA	8,5x19	35	245/40 R19	0, 5, 10mm	0, 5', 10a	M14x1,5x30,-35,-40	47, 48
	HA	8,5x19	35	245/40 R19	0, 5, 10mm	0, 5', 10a	M14x1,5x30,-35,-40	47, 48
	VA	8,5x19	35	255/40 R19	0, 5, 10mm	0, 5', 10a	M14x1,5x30,-35,-40	47, 48
	HA	8,5x19	35	255/40 R19	0, 5, 10mm	0, 5', 10a	M14x1,5x30,-35,-40	47, 48
	VA	8,5x19	35	245/40 R19	0, 5, 10mm	0, 5', 10a	M14x1,5x30,-35,-40	47, 48
	HA	9,5x19	40	275/35 R19	0, 5, 10mm	0, 5', 10a	M14x1,5x30,-35,-40	47, 48
Race LS 2	VA	8,5x19	35	245/40 R19	0, 5, 10mm	0, 5', 10a	M14x1,5x30,-35,-40	47, 48
	HA	8,5x19	35	245/40 R19	0, 5, 10mm	0, 5', 10a	M14x1,5x30,-35,-40	47, 48
	VA	8,5x19	35	255/40 R19	0, 5, 10mm	0, 5', 10a	M14x1,5x30,-35,-40	47, 48
	HA	8,5x19	35	255/40 R19	0, 5, 10mm	0, 5', 10a	M14x1,5x30,-35,-40	47, 48
	VA	8,5x19	35	245/40 R19	0, 5, 10mm	0, 5', 10a	M14x1,5x30,-35,-40	47, 48
	HA	9,5x19	46	275/35 R19	0, 5, 10, 15mm	0, 5', 10a, 15a	M14x1,5x30,-35,-40,-45	47, 48

**20 Zoll / 20 Inch**

Design	Achse <i>Axle</i>	Größe <i>Size</i>	ET <i>Offset</i>	Reifengröße <i>Tyre size</i>	Distanzscheibenstärke <i>Spacer thickness</i>	Distanzscheiben [siehe unten] <i>Spacer [see below]</i>	Radschrauben <i>Bolts</i>	Auflagen <i>Remarks</i>
Race GTP	VA	8,5x20	35	245/35 R20	none		M14x1,5x30	47, 48
	HA	8,5x20	35	245/35 R20	none		M14x1,5x30	Li95, 47, 48
	VA	8,5x20	35	245/35 R20	none		M14x1,5x30	47, 48
	HA	10,0x20	30	275/30 R20	none		M14x1,5x30	47, 48
	VA	8,5x20	35	245/35 R20	none		M14x1,5x30	47, 48
	HA	10,0x20	30	285/30 R20	none		M14x1,5x30	K4b, 47, 48
	VA	8,5x20	35	255/35 R20	none		M14x1,5x30	47, 48
	HA	10,0x20	30	285/30 R20	none		M14x1,5x30	K4b, 47, 48
Spirit R	VA	8,5x20	35	245/35 R20	none		M14x1,5x30	47, 48
	HA	8,5x20	35	245/35 R20	none		M14x1,5x30	Li95, 47, 48
	VA	8,5x20	35	245/35 R20	none		M14x1,5x30	47, 48
	HA	10,0x20	30	275/30 R20	none	0a	M14x1,5x30	47, 48
	VA	8,5x20	35	245/35 R20	none		M14x1,5x30	47, 48
	HA	10,0x20	30	285/30 R20	none	0a	M14x1,5x30	K4b, 47, 48
	VA	8,5x20	35	255/35 R20	none		M14x1,5x30	47, 48
	HA	10,0x20	30	285/30 R20	none	0a	M14x1,5x30	K4b, 47, 48
	VA	8,5x20	35	245/35 R20	none		M14x1,5x30	47, 48
	HA	9,5x20	46	275/30 R20	none		M14x1,5x30	47, 48
	VA	8,5x20	35	245/35 R20	none		M14x1,5x30	47, 48
	HA	9,5x20	46	285/30 R20	none		M14x1,5x30	47, 48
	VA	8,5x20	35	255/35 R20	none		M14x1,5x30	47, 48
	HA	9,5x20	46	285/30 R20	none		M14x1,5x30	47, 48
Race GTS	VA	8,5x20	35	245/35 R20	none		M14x1,5x30	47, 48
	HA	8,5x20	35	245/35 R20	none		M14x1,5x30	Li95, 47, 48
	VA	8,5x20	35	245/35 R20	none		M14x1,5x30	47, 48
	HA	10,0x20	35	275/30 R20	none		M14x1,5x30	47, 48
	VA	8,5x20	35	245/35 R20	none		M14x1,5x30	47, 48
	HA	10,0x20	35	285/30 R20	none		M14x1,5x30	47, 48
	VA	8,5x20	35	255/35 R20	none		M14x1,5x30	47, 48
	HA	10,0x20	35	285/30 R20	none		M14x1,5x30	47, 48

**20 Zoll / 20 Inch**

Design	Achse <i>Axle</i>	Größe <i>Size</i>	ET <i>Offset</i>	Reifengröße <i>Tyre size</i>	Distanzscheibenstärke <i>Spacer thickness</i>	Distanzscheiben [siehe unten] <i>Spacer [see below]</i>	Radschrauben <i>Bolts</i>	Auflagen <i>Remarks</i>
Race LS	VA	8,5x20	35	245/35 R20	none		M14x1,5x30	47, 48
	HA	8,5x20	35	245/35 R20	none		M14x1,5x30	Li95, 47, 48
	VA	8,5x20	35	245/35 R20	none		M14x1,5x30	47, 48
	HA	10,0x20	35	275/30 R20	none		M14x1,5x30	47, 48
	VA	8,5x20	35	245/35 R20	none		M14x1,5x30	47, 48
	HA	10,0x20	35	285/30 R20	none		M14x1,5x30	47, 48
	VA	8,5x20	35	255/35 R20	none		M14x1,5x30	47, 48
	HA	10,0x20	35	285/30 R20	none		M14x1,5x30	47, 48
	VA	8,5x20	35	245/35 R20	none		M14x1,5x30	47, 48
	HA	9,5x20	46	275/30 R20	none		M14x1,5x30	47, 48
	VA	8,5x20	35	245/35 R20	none		M14x1,5x30	47, 48
	HA	9,5x20	46	285/30 R20	none		M14x1,5x30	47, 48
	VA	8,5x20	35	255/35 R20	none		M14x1,5x30	47, 48
	HA	9,5x20	46	285/30 R20	none		M14x1,5x30	47, 48
Fascinate	VA	8,5x20	35	245/35 R20	none		M14x1,5x30	47, 48
	HA	8,5x20	35	245/35 R20	none		M14x1,5x30	Li95, 47, 48
	VA	8,5x20	35	245/35 R20	none		M14x1,5x30	47, 48
	HA	10,0x20	35	275/30 R20	none		M14x1,5x30	47, 48
	VA	8,5x20	35	245/35 R20	none		M14x1,5x30	47, 48
	HA	10,0x20	35	285/30 R20	none		M14x1,5x30	47, 48
	HA	10,0x20	35	285/30 R20	none		M14x1,5x30	47, 48
Race GTS 2	VA	8,5x20	35	245/35 R20	none		M14x1,5x30	47, 48
	HA	8,5x20	35	245/35 R20	none		M14x1,5x30	Li95, 47, 48
	VA	8,5x20	35	245/35 R20	none		M14x1,5x30	47, 48
	HA	10,0x20	35	275/30 R20	none	0a	M14x1,5x30	47, 48
	VA	8,5x20	35	245/35 R20	none		M14x1,5x30	47, 48
	HA	10,0x20	35	285/30 R20	none	0a	M14x1,5x30	47, 48
	VA	8,5x20	35	255/35 R20	none		M14x1,5x30	47, 48
	HA	10,0x20	35	285/30 R20	none	0a	M14x1,5x30	47, 48




**20 Zoll / 20 Inch**

Design	Achse <i>Axle</i>	Größe <i>Size</i>	ET <i>Offset</i>	Reifengröße <i>Tyre size</i>	Distanzscheibenstärke <i>Spacer thickness</i>	Distanzscheiben [siehe unten] <i>Spacer [see below]</i>	Radschrauben <i>Bolts</i>	Auflagen <i>Remarks</i>
Spirit II	VA	8,5x20	35	245/35 R20	none		M14x1,5x30	47, 48
	HA	8,5x20	35	245/35 R20	none		M14x1,5x30	Li95, 47, 48
	VA	8,5x20	35	245/35 R20	none		M14x1,5x30	47, 48
	HA	10,0x20	40	275/30 R20	none		M14x1,5x30	47, 48
	VA	8,5x20	35	245/35 R20	none		M14x1,5x30	47, 48
	HA	10,0x20	40	285/30 R20	none		M14x1,5x30	47, 48
	VA	8,5x20	35	255/35 R20	none		M14x1,5x30	47, 48
	HA	10,0x20	40	285/30 R20	none		M14x1,5x30	47, 48
Race LS 2	VA	8,5x20	35	245/35 R20	none		M14x1,5x30	47, 48
	HA	8,5x20	35	245/35 R20	none		M14x1,5x30	Li95, 47, 48
	VA	8,5x20	35	245/35 R20	none		M14x1,5x30	47, 48
	HA	10,0x20	38	275/30 R20	none	0a	M14x1,5x30	47, 48
	VA	8,5x20	35	245/35 R20	none		M14x1,5x30	47, 48
	HA	10,0x20	38	285/30 R20	none	0a	M14x1,5x30	47, 48
	VA	8,5x20	35	255/35 R20	none		M14x1,5x30	47, 48
	HA	10,0x20	38	285/30 R20	none	0a	M14x1,5x30	47, 48
	VA	8,5x20	35	245/35 R20	none		M14x1,5x30	47, 48
	HA	9,5x20	46	275/30 R20	none		M14x1,5x30	47, 48
	VA	8,5x20	35	245/35 R20	none		M14x1,5x30	47, 48
	HA	9,5x20	46	285/30 R20	none		M14x1,5x30	47, 48
	VA	8,5x20	35	255/35 R20	none		M14x1,5x30	47, 48
	HA	9,5x20	46	285/30 R20	none		M14x1,5x30	47, 48

**21 Zoll / 21 Inch**

Design	Achse <i>Axle</i>	Größe <i>Size</i>	ET <i>Offset</i>	Reifengröße <i>Tyre size</i>	Distanzscheibenstärke <i>Spacer thickness</i>	Distanzscheiben [siehe unten] <i>Spacer [see below]</i>	Radschrauben <i>Bolts</i>	Auflagen <i>Remarks</i>
Race GTP	VA	9,0x21	30	255/30 R21	0, 5mm	0, 5'	M14x1,5x30,-35	K4a, 47, 48
	HA	9,0x21	30	255/30 R21	0, 5, 10, 15mm	0, 5', 10a, 15a	M14x1,5x30,-35,-40,-45	47, 48
	VA	9,0x21	30	255/30 R21	0, 5mm	0, 5'	M14x1,5x30,-35	K4a, 47, 48
	HA	10,5x21	30	295/25 R21	0, 5mm	0, 5'	M14x1,5x30,-35	K4b, 47, 48
	VA	9,0x21	33	255/30 R21	0, (5, 10mm)	0, (5', 10a)	M14x1,5x30,-(35,-40)	(K4a), 47, 48
	HA	9,0x21	33	255/30 R21	0, 5, 10, 15mm	0, 5', 10a, 15a	M14x1,5x30,-35,-40,-45	47, 48
	VA	9,0x21	33	255/30 R21	0, (5, 10mm)	0, (5', 10a)	M14x1,5x30,-(35,-40)	(K4a), 47, 48
	HA	10,5x21	44	295/25 R21	0, 5, (10, 15mm)	0, 5', (10a, 15a)	M14x1,5x30,-35,-(40,-45)	(K4b), 47, 48
Fascinate	VA	9,0x21	35	255/30 R21	0, (5, 10mm)	0, (5', 10a)	M14x1,5x30,-(35,-40)	(K4a), 47, 48
	HA	10,5x21	30	295/25 R21	0, 5mm	0, 5'	M14x1,5x30,-35	K4b, 47, 48
Race LS 2	VA	9,0x21	30	255/30 R21	0, 5mm	0, 5'	M14x1,5x30,-35	K4a, 47, 48
	HA	10,5x21	44	295/25 R21	0, 5, (10, 15mm)	0, 5', (10a, 15a)	M14x1,5x30,-35,-(40,-45)	(K4b), 47, 48
Race GTR	VA	9,0x21	35	255/30 R21	0, (5, 10mm)	0, (5', 10a)	M14x1,5x30,-(35,-40)	(K4a), 47, 48
	HA	9,0x21	35	255/30 R21	0, 5, 10mm	0, 5', 10a	M14x1,5x30,-35,-40	47, 48
	VA	9,0x21	35	255/30 R21	0, (5, 10mm)	0, (5', 10a)	M14x1,5x30,-(35,-40)	(K4a), 47, 48
	HA	10,0x21	35	295/25 R21	0, (5, 10mm)	0, (5', 10a)	M14x1,5x30,-(35,-40)	(K4b), 47, 48
Race LS	VA	9,0x21	35	255/30 R21	0, (5, 10mm)	0a, (5'a, 10b)	M14x1,5x30,-(35,-40)	(K4a), 47, 48
	HA	9,0x21	35	255/30 R21	0, 5, 10mm	0a, 5'a, 10b	M14x1,5x30,-35,-40	47, 48
	VA	9,0x21	35	255/30 R21	0, (5, 10mm)	0a, (5'a, 10b)	M14x1,5x30,-(35,-40)	(K4a), 47, 48
	HA	10,0x21	38	295/25 R21	0, (5, 10mm)	0a, (5'a, 10b)	M14x1,5x30,-(35,-40)	(K4b), 47, 48
Spirit R	VA	9,0x21	35	255/30 R21	0, (5, 10mm)	0a, (5'a, 10b)	M14x1,5x30,-(35,-40)	(K4a), 47, 48
	HA	9,0x21	35	255/30 R21	0, 5, 10mm	0a, 5'a, 10b	M14x1,5x30,-35,-40	47, 48
	VA	9,0x21	35	255/30 R21	0, (5, 10mm)	0a, (5'a, 10b)	M14x1,5x30,-(35,-40)	(K4a), 47, 48
	HA	10,0x21	38	295/25 R21	0, (5, 10mm)	0a, (5'a, 10b)	M14x1,5x30,-(35,-40)	(K4b), 47, 48



Legende / legend	
K4a	An Achse 1 ist eine ausreichende Radabdeckung und Freigang herzustellen. Siehe TÜV Teilegutachten. <i>On axis 1 a sufficient fender clearance needs to be ensured. See TÜV certificate.</i>
K4b	An Achse 2 ist eine ausreichende Radabdeckung und Freigang herzustellen. Siehe TÜV Teilegutachten. <i>On axis 2 a sufficient fender clearance needs to be ensured. See TÜV certificate.</i>
R7f	Achslasten sind zu beachten. <i>Axle loads must be checked.</i>
TA	Ggf. Tachoangleichung erforderlich. <i>Possible adjusting of tachometer necessary.</i>
47	Genauere Auflagen sind den jeweiligen TÜV Teilegutachten zu entnehmen. <i>Detailed requirements are given in the relevant TÜV certificate.</i>
48	Bei der Verwendung dieser Rad/Reifenkombination ist beim Fall einer Reifenpanne ein Ersatzrad oder Reifenpannen-Set mitzuführen. <i>User instruction: When using this wheel/tire combination it is necessary to provide a spare wheel or a set for tire breakdown for emergency.</i>
Li95	Mindestens einen Lastindex von 95 verwenden. Bei geringerem Lastindex können Motor/Ausstattungsvarianten entfallen <i>Use a minimum Loadindex of 95. With a lower load index, motor/equipment variants can be omitted</i>
Artikelnummer Distanzscheibe / spacer part number	
0	None
0a	None +2ZR
5 <sup>1</sup>	751207250501
5 <sup>4</sup>	751207410504
10	751207411006
15	751207411506
20	751207412006
25	751207412506
5 <sup>1</sup> a	751207250501 +2ZR
5 <sup>4</sup> a	751207410504 +2ZR
10a	751207411006 +2ZR
15a	751207411506 +2ZR
20a	751207412006 +2ZR
25a	751207412506 +2ZR
10b	751207411006 +4ZR
15b	751207411506 +4ZR
20b	751207412006 +4ZR
25b	751207412506 +4ZR
Farblegende / color legend	
	problemlos <i>unproblematically</i>
	laut STVZO problemlos, EU grenzwertig <i>by STVZO unproblematically, EU is uncertain</i>
	evtl mit Karosseriearbeit verbunden <i>related with possible bodywork</i>